




ENGLISH

PVC





## ***Ahead in every round...***

Kaban Machine aims to be the symbol of invariability and reputation for all customers by offering products of universal quality and standards.



KABAN, which was established in 1986, is one of the biggest Pvc and Aluminium joinery machine manufacturers of the world. KABAN, continues to offer superior quality and modern design products to its day by day growing customer portfolio thanks to its advanced production technology and experienced staff. KABAN has gained confidence of door - window producers not only with its high technology machines but also with after sales service and spare part service.

It shows the importance given to the technology once again by making new investments in his KABAN / Hadımko facility which has a 30.000 sqm closed area. The difference of KABAN is offering satisfactory quality and price for high technology products. The concept of making the job properly and completely lies on the basis of its success and this understanding is adopted by all its workers and has become the common culture of Kaban.

*For More Than 35 Years  
We invest for you.*

## EUROPE

ALBANIA	MACEDONIA
AUSTRIA	MOLDOVA
BELARUS	MONTENEGRO
BELGIUM	NETHERLANDS
B. HERZEGOVINA	POLAND
BULGARIA	PORTUGAL
CROATIA	ROMANIA
CZECH REPUBLIC	RUSSIA
DENMARK	SERBIA
FRANCE	SLOVAKIA
GERMANY	SLOVENIA
GREECE	SPAIN
HUNGARY	SWEDEN
ITALY	SWITZERLAND
KOSOVA	TRNC
LATVIA	UKRAINE
LITHUANIA	U. KINGDOM

## ASIA

AFGHANISTAN	MONGOLIA
ARMENIA	MYANMAR
AZERBAIJAN	OMAN
BAHRAIN	PAKISTAN
CAMBODIA	PHILIPPINES
CHINA	QATAR
GEORGIA	RUSSIA
INDIA	SAUDI ARABIA
IRAN	SINGAPORE
IRAQ	SYRIA
ISRAIL	TAJIKISTAN
JORDAN	THAILAND
KAZAKHSTAN	TURKMENISTAN
KUWAIT	U.A.E
KYRGYZSTAN	UZBEKISTAN
LEBANON	VIETNAM
MALAYSIA	YEMEN

## N. AMERICA

U.S.A  
CANADA  
CUBA  
DOMINICAN REPUBLIC  
MEXICO  
HONDURAS  
PANAMA

## OCEANIA

AUSTRALIA  
NEW ZEALAND

## S. AMERICA

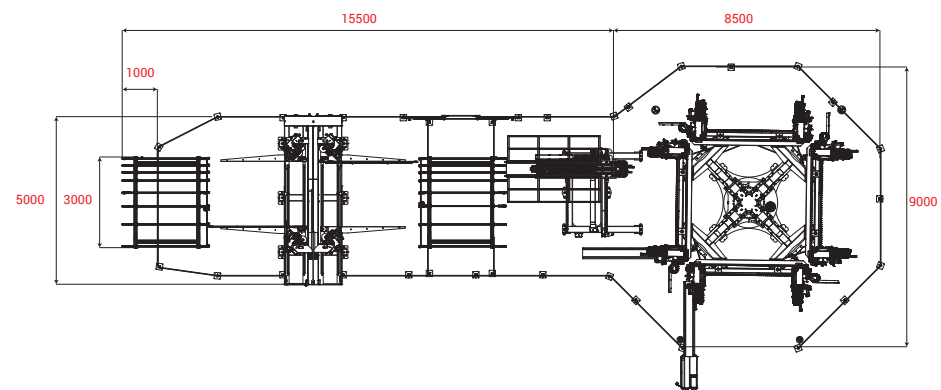
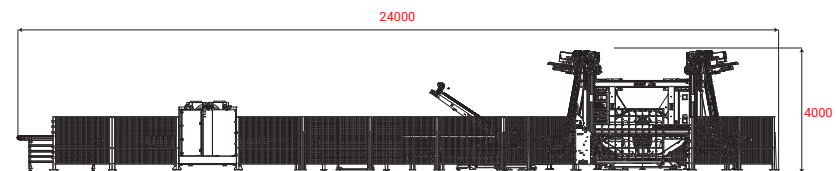

ARGENTINA  
BRAZIL  
CHILE  
COLOMBIA  
ECUADOR  
PARAGUAY

## AFRICA

ANGOLA	MOROCCO
ALGERIA	MAURITIUS
COM. ISLANDS	NIGERIA
CONGO	SENEGAL
EGYPT	SOUTH AFRICA
ETHIOPIA	SUDAN
GHANA	TANZANIA
KENYA	TUNISIA
LIBYA	ZAMBIA
MAURITANIA	



The countries we made sales and supplied service.



### General Features

- Designed for welding and cleaning the welding chips of frames made of PVC profiles.
- Robust mechanical design suitable for high speed production.
- Maximum performance thanks to high quality materials used on its production.
- Operation with a single operator.
- Workspace saving comparing to similar machines.
- Automatic greasing system.
- In every 20-28 seconds one frame is produced.
- It provides %40 space saving compared to traditional machines which have similar production capacity.

### FA 1050



 400 V (50-60 Hz) (kW) <b>65,87</b>	 6-8 bar (lt/dk) <b>696</b>	 kg <b>13090</b>	 W x L x H (mm) 24000x9000x4000	 a x h (mm) 130 x 190 (BD 2100) 170 x 225 (CD 4200) — x 40 (BD 2100) — x 30 (CD 4200)	 A x B (mm) (max.) 235x2820 (BD2100) — x300 (CD4200) 246x2820 (CE3020)	 A x B (mm) (min.) 460x450 (BD2100) — x400 (CD4200) 455x435 (CE 3020)	 ØD x Ød x b (mm) 250 x 30 x 3,3
---	-----------------------------------	------------------------	---------------------------------------	--	--	---	--

## Control Panel




- Compatible to all cutting and optimization programs thanks to its user friendly and flexible operation system.
- Special software which enables the selection of profile trolley stocking arrangement from the screen in order to make customer based production.
- All units parameters can be set independently from each other easily.
- Periodical maintenance reminder function.
- Welding by entering the dimensions manually without using barcode reader.

## Welding Unit




- 4 pieces of 4 head welding units weld on rotating body at the same time.
- The machine continues to weld while rotating.
- While first unit is loaded, the welded frame on fourth unit is taken by robot.
- Welds 4 corners of PVC profiles at 90° angle at the same time.
- Saving of time and cost thanks to roller formed teflon replacement system.
- Long lasting heating plate distributes the heat homogeneously.
- Linear measurement system provides measuring stability.
- Saving of time thanks to practical mould replacement system.

## Transfer Unit




- Servo controlled robot transfers the welded frame to cooling unit.

## Cooling Unit




- The frame is remained on this unit to cool down while the previous frame is being cleaned.

## Cleaning Unit



- Cleans front and back corners of differently dimensioned frames at the same time which come from the cooling unit.
- Cleans welding chips of frames with 18 Servomotors at high speed and quality.
- Laminated and unlaminated profiles can be cleaned.

## Unloading Unit



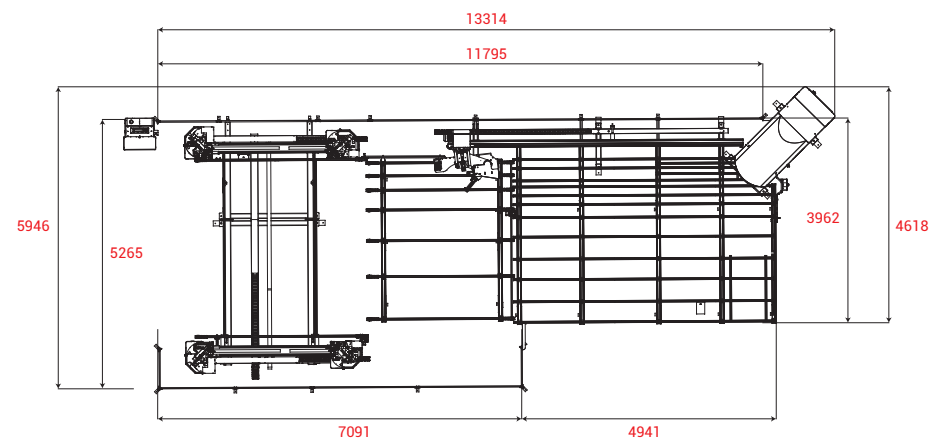
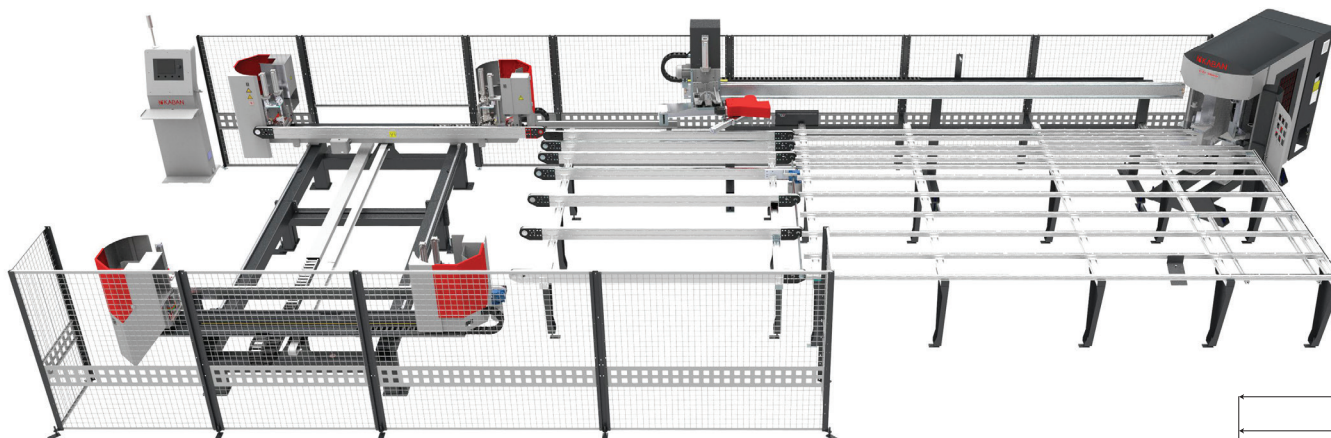
- Cleaned frames wait at unloading unit.

# TD 3020

PVC Welding and Cleaning Center

# TD 3040

PVC Welding and Lame Sash Cleaning Center



## General Features

- Designed for welding and cleaning the welding chips of PVC frames.
- Robust mechanical design suitable for high speed production.
- Maximum performance thanks to high quality materials used on its production.
- Automatic greasing system.
- Barcode reader.

### TD 3020 (CD3051 + MK2010 + GB2010 + GA3011)

400 V (50-60 Hz) (kW)	6-8 bar (l/dk)	kg	W x L x H (mm)	L (min.) x L (max.) (mm)	a x h (mm)	ØD x Ød x b (mm)
16	180	4060	13314 x 5946 x 2038	390 x 2510 490 x 3550	130x210 (MK2010) 130x240 (CD3051) (+ )x40 (MK2010)	230 x 30 x 3,2
					3550x2510 (MK) 340x340 (CD3051) 490x390 (MK2010)	

### TD 3040 (CD3060 + MK2010 + GB2010 + GA3011)

400 V (50-60 Hz) (kW)	6-8 bar (l/dk)	kg	W x L x H (mm)	L (min.) x L (max.) (mm)	a x h (mm)	ØD x Ød x b (mm)
17,5	180	4060	13314 x 5946 x 2038	390 x 2510 490 x 3550	130x210 (MK2010) 130x240 (CD3060) (+ )x40 (MK2010)	250 x 30 x 3,2
					3550x2510 (MK) 340x340 (CD3060) 490x390 (MK2010)	





## Control Panel



- Compatible to all cutting and optimization programs thanks to its user friendly and flexible operation system.
- Special software which enables the selection of profile trolley stocking arrangement from the screen in order to make customer based production.
- All units parameters can be set independently from each other easily.
- Periodical maintenance reminder function.
- Welding by entering the dimensions manually without using barcode reader.
- Information transfer with SD card.

## Welding Unit


(MK 2010)



- Welds 4 corners of PVC profiles at 90° angle at the same time.
- PID system to adjust heating degree and time parameters independently.
- Saving of time and cost thanks to roller formed teflon replacement system.
- Long lasting heating plate distributes the heat homogeneously.
- Practical mould replacement.
- Linear measurement system provides measuring.
- Tolerance system to minimize measuring faults.

## Transfer and Rotating Unit


(GA 3011)



- Takes the welded frame from cooling unit and conveys to cleaning unit. After first corner is cleaned, rotates the frame to provide the cleaning of other corners respectively.
- It proportions between small and large frames and optimizes rotating speed in order to rotate the frame without vibration and prevents welding quality disintegration.
- Rotating unit prepares the second operation while corner cleaning is made.
- 4 corners cleaning time of a frame is around 50 sec.

## Cleaning Unit

(CD 3051)



- Special design tools clean top, bottom and inner parts of frames.
- Cleans inner parts of sill frames.
- High quality cleaning of top and bottom parts of laminated and unlaminated profiles with different tools.

## Cleaning Unit

(CD 3060)



- Servo controlled lame sash unit cleans the frames automatically.
- Automatic recognition thanks to the special program and cleans all the corners without operator intervention.

## Optional Equipments



- Welding Moulds



- M 100 Unloading Conveyor




- CB 300 Gasket Pressing  
X min: 730 mm  
Y min: 550 mm

## FA 1010

## Profile Processing and Cutting Center

## FA 1030

## Profile Processing, Cutting and Screwing Center



### General Features


- Robust mechanical design suitable for high speed operations.
- Maximum performance with high quality materials used on production.
- High capacity thanks to independent operation of processing, cutting and screwing units.
- FA 1030 processing, cutting and screwing center has servomotor controlled 14 axis, FA 1010 processing and cutting center has servomotor controlled 12 axis.
- Precise measuring thanks to linear measurement system.
- Reverse cutting to prevent wastes while frame is made from mullion profile.
- Screwing unit can be integrated to FA 1010 later on.
- Automatic gresasing system.

### Control Panel



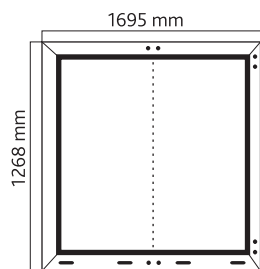
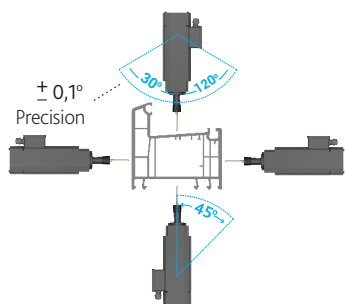
- User-friendly operating system compatible to all joinery and optimization programs.
- Minimum waste, maximum production algorithm.
- The wastes are optimized automatically in cutting list.
- Parameters are set easily.
- Different profiles and hardwares can be configured and optimized.
- Periodical maintenance reminder function.
- 17" LCD Screen.
- Usb input.

### Profile Loading Unit



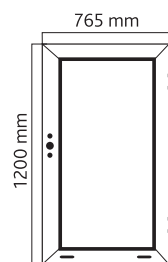
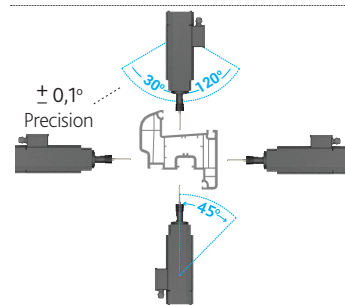
- Profile loading capacity: 9 profiles.
- Loading capacity can be increased optionally.
- Automatic profile recognition feature on profile conveyor and positioner.
- Profile Length: Minimum 800 mm – maximum 6.500 mm. (optionally eternal)
- Warning system to prevent wrong profile loading.

## Profile Processing Unit



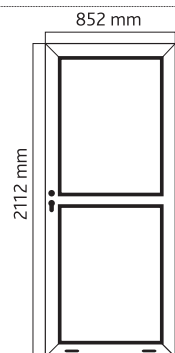
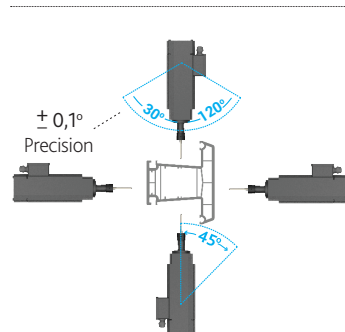
Frame	Processing Time	Profile Length Quan-	Processed Running Meter	Process Symbols	Process Names
1 Frame	50.4 sn.				+/-30°Cutting
10 Frame	8m 24 s	10			Water Slot
571 Frame	8 Hour	571	3426		Striker
					Mullion Connector Hole

Calculated by processing 10 bars of frame profiles.



Sash	Processing Time	Profile Length Quan-	Processed Running Meter	Process Symbols	Process Names
1 Frame	45,5 s				+/-30°Cutting
10 Frame	7m 35 s	6,66			Water Slot
633 Frame	8 Hour	422	2532		Striker
					Window Handle Holes

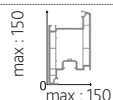
Calculated by processing 10 bars of sash profiles.



Door	Processing Time	Profile Length Quan-	Processed Running Meter	Process Symbols	Process Names
1 Frame	57,3 s				+/-30°Cutting
10 Frame	9m 33 s	10			Water Slot
502 Frame	8 Hour	502	3012		Striker
					Cylinder Hole Espagnolette Can
					Mullion Connector Hole

Calculated by processing 10 bars of door profiles.


Processed profile dimensions:



- Processing unit has 7 servomotor controlled axis.
- Handle, cylinder holes and water slot canals are performed double sided at the same time.


\* When the hardwares are changed or added, process times may vary.

### Profile Transfer Unit



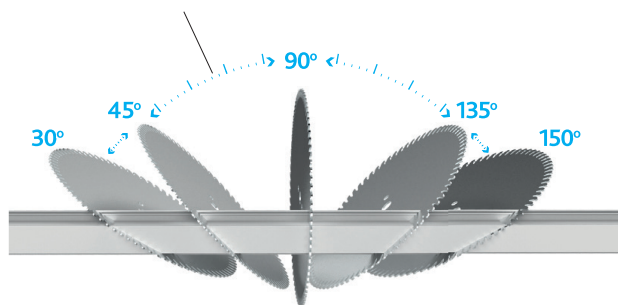
- Conveys the processed profiles to cutting unit.

### Profile Cutting Unit




- Servo controlled cutting unit. Progress speed and distance can be adjusted for each profile separately.
- Long lasting saw thanks to special working system.

± 0.01° Precision



### Profile Unloading Unit




- Output robot conveys the cut profiles on conveyor automatically.



- The operator sticks the barcode on cut pieces to prepare for next operation.

### Profile Screwing Unit

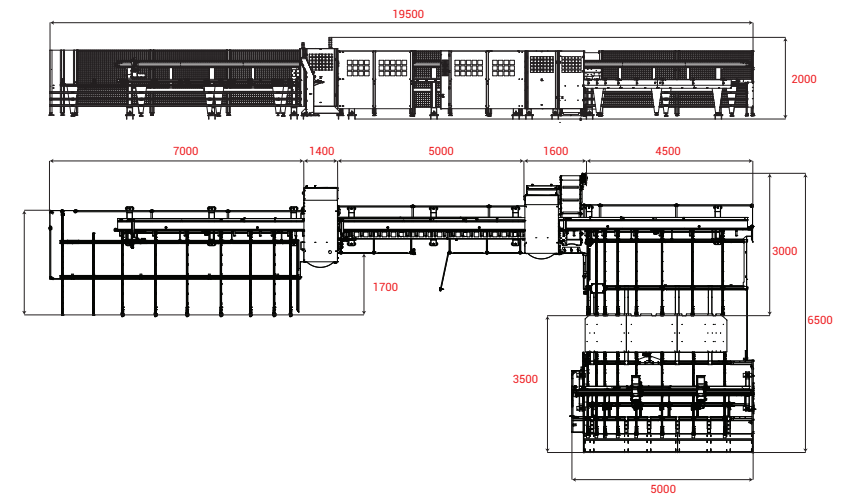
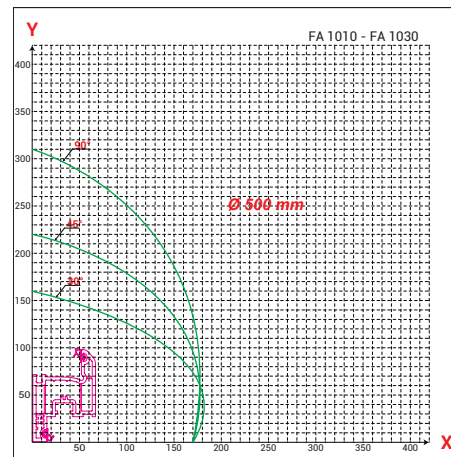


- Used on FA 1030.
- Screwing conveyor conveys the profile to screwing unit.
- Servo controlled double head screwing unit screws according to profile length and operations made on profile.
- Profile Length to be screwed: Minimum: 340mm maximum 4360mm.



FA 1010					
Motor Specifications	Power (kW)	Motor Speed (rpm)	Angular Speed (°/dk)	Axis Speed (m/dk)	Reducer
Loading Servo Motor	1,50	2000	-	320	
Loading Conveyor Motor	0,75		-		
Router X1 Axis Servo	0,75		-	30 - 60	
Router X2 Axis Servo	0,75		-	30 - 60	
Router Y1 Axis Servo	0,40		-	30 - 60	
Router Y2 Axis Servo	0,40		-	30 - 60	
Router Z1 Axis Servo	0,75		-	30 - 60	
Router Z2 Axis Servo	0,75		-	30 - 60	
Router B Axis Servo	0,40		60	-	
Spindle Motor 1	0,75	18000		-	
Spindle Motor 2	0,75	18000		-	
Spindle Motor 3	0,75	18000		-	
Spindle Motor 4	0,75	18000		-	
Transfer Unit Servo Motor	1,50	2000		320	
Cutting Motor Y Axis Servo	0,40		-	30 - 60	
Cutting Motor B Axis Servo	0,40		60	-	
Cutting Unit Saw	1,50	2800			
Unloading Unit Servo Motor	1,00		-	320	
Unloading Conveyor	0,75		-		

FA 1030					
Motor Specifications	Power (kW)	Motor Speed (rpm)	Angular Speed (°/dk)	Axis Speed (m/dk)	Reducer
Loading Servo Motor	1,50	2000	-	320	
Loading Conveyor Motor	0,75		-		
Router X1 Axis Servo	0,75		-	30 - 60	
Router X2 Axis Servo	0,75		-	30 - 60	
Router Y1 Axis Servo	0,40		-	30 - 60	
Router Y2 Axis Servo	0,40		-	30 - 60	
Router Z1 Axis Servo	0,75		-	30 - 60	
Router Z2 Axis Servo	0,75		-	30 - 60	
Router B Axis Servo	0,40		60	-	
Spindle Motor 1	0,75	18000		-	
Spindle Motor 2	0,75	18000		-	
Spindle Motor 3	0,75	18000		-	
Spindle Motor 4	0,75	18000		-	
Transfer Unit Servo Motor	1,50	2000		320	
Cutting Motor Y Axis Servo	0,40		-	30 - 60	
Cutting Motor B Axis Servo	0,40		60	-	
Cutting Unit Saw	1,50	2800			
Unloading Unit Servo Motor	1,00		-	320	
Unloading Conveyor	0,75		-		
Screwing X Axis S. Motor 1	0,40			30	
Screwing X Axis S. Motor 2	0,40			30	
Screwing Conveyor Motor	0,75				



#### FA 1010

400 V (50-60 Hz) (kW)	6-8 bar (t/dk)	kg	W x L x H (mm)	L (min.) x L (max.) (mm)	a x h (mm) (min.)	a x h (mm) (max.)	ØD x Ød x b (mm)
15	150	4779	19500 x 3000 x 2000	400 x 6500	40 x 40 20 x 20	150 x 150 160 x 160	500 x 30 x 4,0

#### FA 1030

400 V (50-60 Hz) (kW)	6-8 bar (t/dk)	kg	W x L x H (mm)	L (min.) x L (max.) (mm)	a x h (mm) (min.)	a x h (mm) (max.)	ØD x Ød x b (mm)
16,55	420	6159	19500 x 6500 x 2000	8500 x 6500	40 x 40 20 x 20	150 x 150 160 x 160	500 x 30 x 4,0


### Optional Equipments




- PTR 200 Shelved Profile Trolley It is designed to stock properly and carry the cut profiles easily.



- L 100 Gasket Cutting Cuts the welding chips under the gaskets.



- OK 100 End Milling Unit End milling of 2 profiles at the same time after the cutting unit.



- H 500 Screwing and drilling unit.

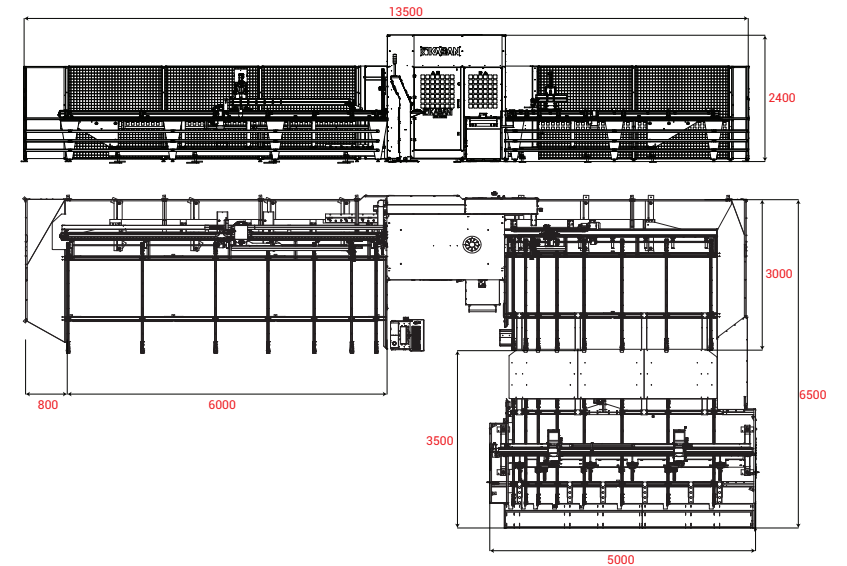
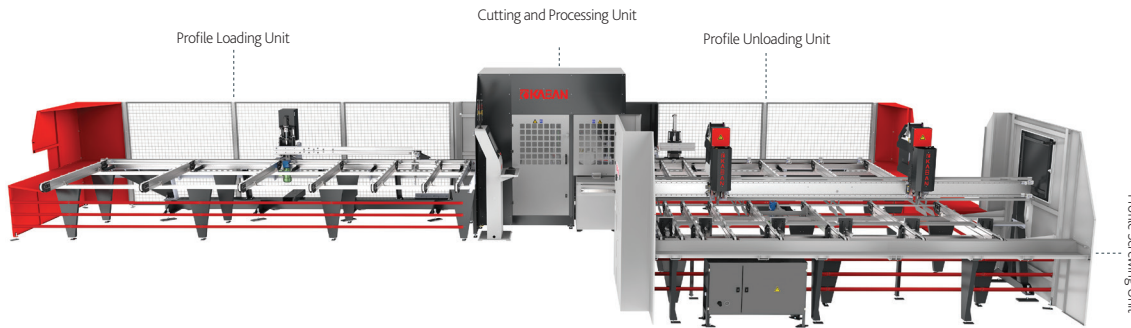
\* Ok 100 and L 100 options can not be installed to the same machine.

# FA 1070

## Profile Processing and Cutting Center

# FA 1080

## Profile Processing, Cutting and Screwing Center



### General Features

- Robust mechanical design suitable for high speed operations.
- Maximum performance thanks to high quality components.
- Maximum performance with high quality materials used on production.
- Reverse cutting to prevent wastes while frame is made from mullion profile.
- High capacity thanks to independent operation of processing, cutting and screwing units.
- FA 1080 processing, cutting and screwing center has servomotor controlled 10 axis, FA 1070 processing and cutting center has servomotor controlled 8 axis.
- Precise measuring thanks to linear measurement system.
- Screwing unit can be integrated to FA 1070 later on.
- Automatic greasing system.
- Barcode printer.

### FA 1070

400 V (50-60 Hz) (kW)	6-8 bar (t/dk)	kg	W x L x H (mm)	L (min.) x L (max.) (mm)	a x h (mm) (min.)	a x h (mm) (max.)	ØD x Ød x b (mm)
11,72	180	4300	13500 x 3000 x 2400	270 x 6500 400 x 6500	24 x 40 40 x 45	175 x 173 120x220	500 x 30 x 4,0

### FA 1080

400 V (50-60 Hz) (kW)	6-8 bar (t/dk)	kg	W x L x H (mm)	L (min.) x L (max.) (mm)	a x h (mm) (min.)	a x h (mm) (max.)	ØD x Ød x b (mm)
13,3	410	6060	13500 x 6500 x 2400	270x6500 (Kesim) 400x4250 (Vida.)	35x45 (İşleme)	135x175 (İşleme)	500 x 30 x 4,0

## Control Panel



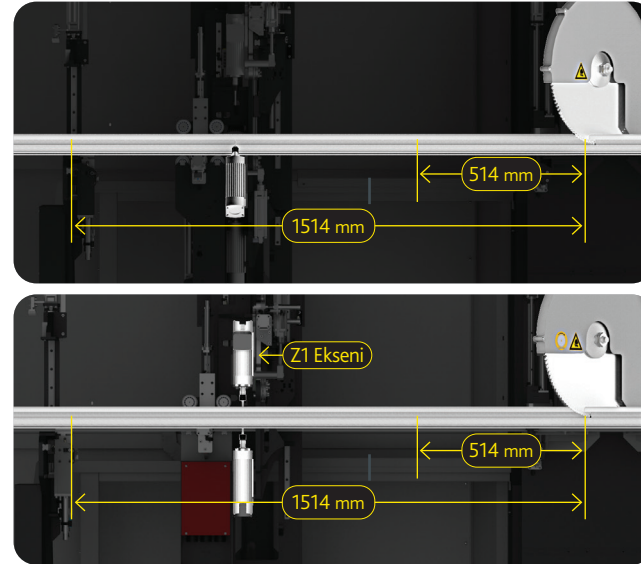
- User-friendly operating system compatible to all joinery and optimization programs.
- Minimum waste, maximum production algorithm.
- The wastes are optimized automatically in cutting list.
- Parameters are set easily.
- Different profiles and hardware can be configured and optimized.
- Periodical maintenance reminder function.
- 17" LCD Screen.
- Service support with wireless connection.
- Usb input.

## Profile Loading Unit

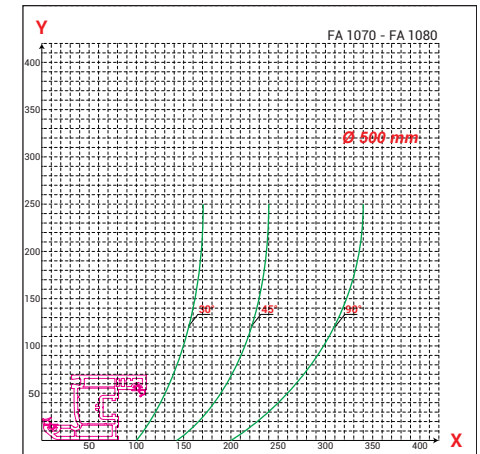
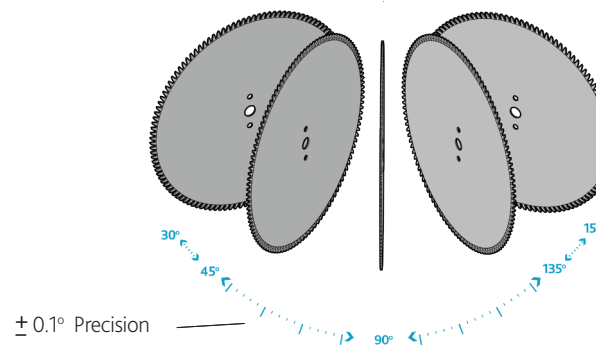


- Profile Loading capacity: 9 profiles.
- Loading capacity can be increased optionally.
- Automatic profile recognition feature on profile conveyor and positioner.
- Minimum 750 mm., maximum 6500 mm. length operation capacity.
- Warning system to prevent wrong profile loading.

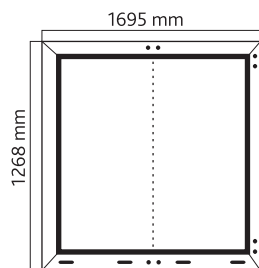
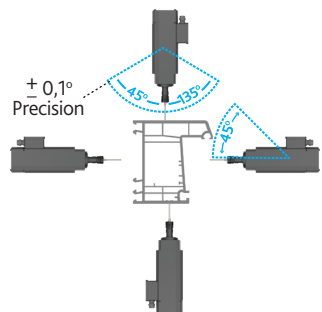
## Profile Processing and Cutting Unit



- Higher production capacity than the competitors as the processing unit continues to function at the dimensions stated in picture, while the saw cuts.
- While the saw cuts door profiles, Z1 Axis can run at the dimensions stated in picture in order to open cylinder holes at top and bottom sides simultaneously.
- Cutting unit can cut up to 180mm height.

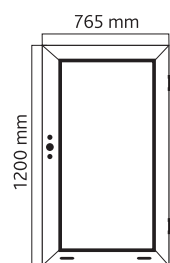
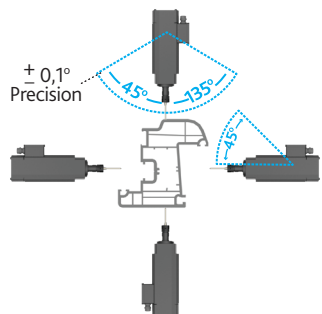


### Profile Processing and Cutting Unit



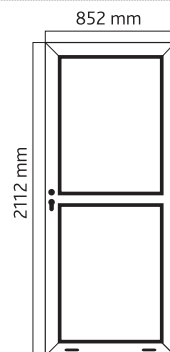
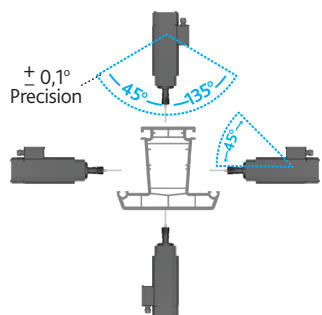
Frame	Processing Time	Profile Length Quan-	Processed Running Meter	Process Symbols	Process Names
1 Frame	79,5sn.				+/-30°Cutting
10 Frame	13m 15s	10			Water Slot
362 Frame	8 Hour	362	2172		Striker
					Mullion Connector Hole

Calculated by processing 10 bars of frame profiles.



Sash	Processing Time	Profile Length Quan-	Processed Running Meter	Process Symbols	Process Names
1 Frame	58,6 s				+/-30°Cutting
10 Frame	9m 46s	6,66			Water Slot
491 Frame	8 Hour	327	1962		Striker
					Window Handle Holes

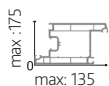
Calculated by processing 10 bars of sash profiles.



Door	Processing Time	Profile Length Quan-	Processed Running Meter	Process Symbols	Process Names
1 Frame	84,9 s				+/-30°Cutting
10 Frame	14m 9s	10			Water Slot
339 Frame	8 Hour	339	2034		Striker
					Cylinder Hole
					Espagnolette Can
					Mullion Connector Hole

Calculated by processing 10 bars of door profiles.

Processed profile dimensions:




• Processing unit has 4 servomotor controlled axis.

\* When the hardwares are changed or added, process times may vary.




## Profile Unloading Unit



- Output robot conveys the cut profiles on conveyor automatically.
- The operator sticks the barcode on cut pieces to prepare for next operation.

## Profile Screwing Unit



- Screwing conveyor conveys the profile to screwing unit.
- Servo controlled double head screwing unit screws according to profile length and operations made on profile.
- Profile Length to be screwed: Minimum: 400 mm maximum 4650 mm.

## Optional Equipments




- PTR 200 Shelved Profile Trolley It is designed to stock properly and carry the cut profiles easily.

FA 1070					
Motor Specifications	Power (kW)	Motor Speed (rpm)	Angular Speed (°/dk)	Axis Speed (m/dk)	Reducer
Loading Robot Servo Motor 1	2,00			320	
Loading Robot Servo Motor 2	0,40				
Loading Unit Conveyor	0,75				
Router X Axis Servo	0,75			15	
Router Y Axis Servo	0,75			15	
Router Z Axis Servo	0,75			15	
Router Z1 Axis Servo	0,40				
Router Spindle 1	0,75	18000			
Router Spindle 2	0,75	18000			
Router Spindle 3	0,75	18000			
Router Spindle 4	0,75	18000			
Saw Servo Motor 1	0,75				
Saw Servo Motor 2	0,50				
Saw Servo Motor 3	1,50	2800			
Unloading Servo Motor	0,55	28000			
Unloading Conveyor Motor	0,75				

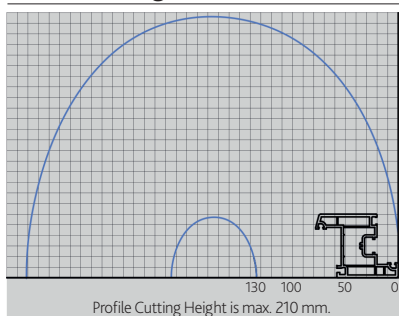
FA 1080					
Motor Specifications	Power (kW)	Motor Speed (rpm)	Angular Speed (°/dk)	Axis Speed (m/dk)	Reducer
Loading Robot Servo Motor 1	2,00			320	
Loading Robot Servo Motor 2	0,40				
Loading Unit Conveyor	0,75				
Router X Axis Servo	0,75			15	
Router Y Axis Servo	0,75			15	
Router Z Axis Servo	0,75			15	
Router Z1 Axis Servo	0,40				
Router Spindle 1	0,75	18000			
Router Spindle 2	0,75	18000			
Router Spindle 3	0,75	18000			
Router Spindle 4	0,75	18000			
Saw Servo Motor 1	0,75				
Saw Servo Motor 2	0,50				
Saw Servo Motor 3	1,50	2800			
Unloading Servo Motor	0,55	28000			
Unloading Conveyor Motor	0,75				
Screwing X Axis S, Motor 1	0,40				
Screwing X Axis S, Motor 2	0,40				
Screwing Conveyor Motor	0,75				

# SB 3011

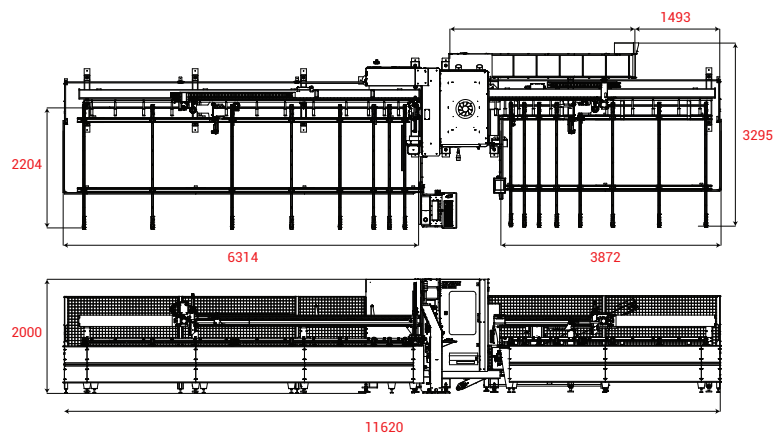
## PVC Profile Processing and Cutting Center



### Profile Cutting Unit



- 3 saws cut at +45°, -45° and 90° angles.



SB 3011					
Motor Specifications	Power (kW)	Motor Speed (rpm)	Angular Speed (°/dk)	Axis Speed (m/dk)	Reductor
Loading Robot Servo Motor	1,50	2000	-	275	
Router B Axis Servo Motor	0,75	18000	145	-	SD 110-2-70 i:25
Router Y1 Axis Servo Motor	0,40	3000	-	15	
Router Y2 Axis Servo Motor	0,40	3000	-	15	
Router Z1 Axis Servo Motor	0,40	3000	-	15	
Router Z2 Axis Servo Motor	0,40	3000	-	15	
Cutting Z Axis Servo Motor	0,75	3000	-	30	
Unloading Robot Servo Motor	1,00	2000	-	275	
Loading Conveyor Motor	0,37	2820	-		SRT 40 i:100
Unloading Conveyor Motor	0,37	2820	-		SRT 40 i:100
Chip Conveyor Motor	0,37	2820	-		FRT 40 i:100
Router Motor 1	0,75	18000	-		
Router Motor 2	0,75	18000	-		
Saw Motor (+45°)	1,50	2850	-		
Saw Motor (-45°)	1,50	2850	-		
Saw Motor (90°)	1,50	2850	-		

### General Features

- It performs milling and cutting operations of PVC Profiles.
- Linear measuring system provides stability of measurement.
- It has an automatic lubrication system.

### Options



- PTR 200 Shelved Profile Transport Carrier is designed for regular storage and easy transport.

### SB 3011


400 V (50-60 Hz) (kW)	6-8 bar (l/dk)	kg	W x L x H (mm)	L (min.) x L (max.) (mm)	a x h (mm) (min.)	a x h (mm) (max.)	ØD x Ød x b (mm)
13,5	650	2660	11620 x 3295 x 2000	395 x 6500	15 x 20	135 x 200	500 x 40 x 4.0 (90°) 420 x 30 x 4.0 (45°)

## Control Panel



- User-friendly operating system compatible to all joinery and optimization programs.
- Minimum waste, maximum production algorithm.
- The wastes are optimized automatically in cutting list.
- Parameters are set easily.
- Periodical maintenance reminder function.
- 17" LCD Screen.
- Usb input.

## Profile Loading Unit



- 9 profiles can be loaded on the entry conveyor.
- The profile loading capacity can also be increased as an option.
- It has profile handling and positioning and automatic profile recognition feature.
- Minimum 886 mm, maximum 6500mm. It measures the profile length automatically (It has an infinite length processing option).
- It has a warning system that prevents you from setting the wrong profile.

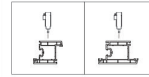
## Profile Exit Unit



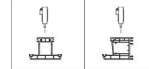
- The exit robot automatically transfers the cut pieces onto the conveyor.
- If desired, for each finished piece, the label output can be taken from the barcode printer and the production organization can be facilitated.

## Profile Processing Unit

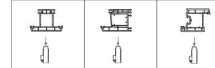
Door handle hole, Barrel hole, Mirror centering hole, drainage canal



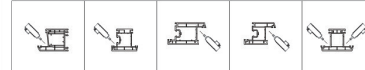
Hinge hole marking



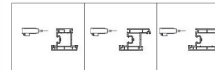
Drainage Canal



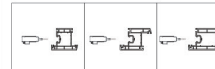
Drainage Canal



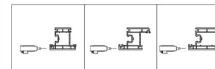
Drainage Canal



Espagnolette and lock canal



Mullion plate and mounting



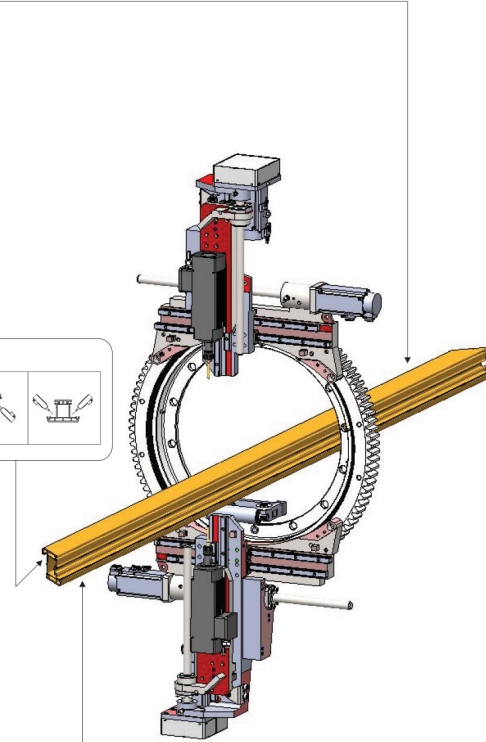
Striker marking



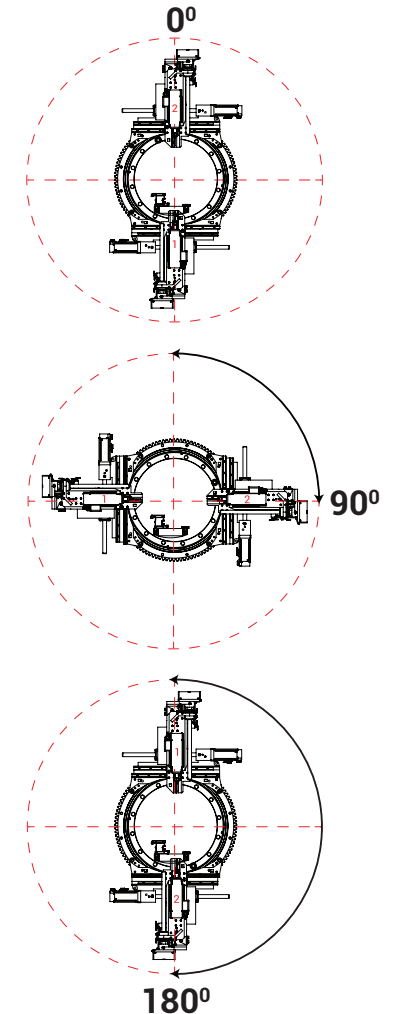
Mullion plate and mounting



Mullion connection hole

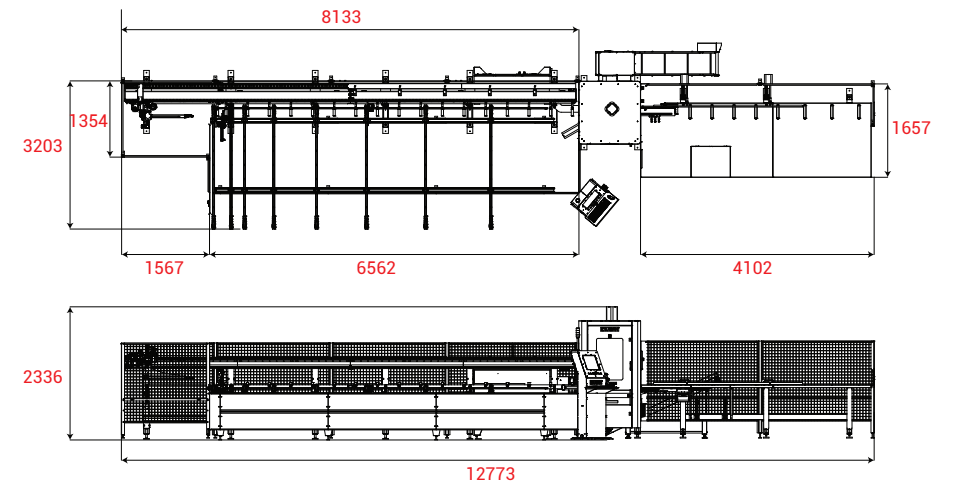


- The two symmetrically positioned drillers process 360° linearly around the profile.





SA 3020					
Motor Specifications	Power (kW)	Motor Speed (rpm)	Angular Speed (°/dk)	Axis Speed (m/dk)	Reducer
Loading Conveyor Motoru	0,37	2800	-	9	SRT40 i:100
Chip Conveyor Motor	0,37	1400	-	7	FRT40 i:80
Saw Motor	2,20	2800	6	-	-
Loading Servo Motor	0,75	2800	-	100	-
Cutting Z Axis Servo Motor (F)	0,75	3000	-	30	-
Cutting C Axis Servo Motor (F)	0,75	3000	-	-	FE90 i:30



### General Features

- Output unit automatically transfers the cut pieces to table.
- User-friendly operating system compatible to all joinery and optimization programs.
- Robust mechanical system suitable for high speeds.
- In order to ensure continuous precision, stress relieving method is applied in casting and aluminum parts.
- Minimum waste, maximum production algorithm.
- It cuts with 1 saw between 30°-150° degrees.
- It has 1 waste conveyor to remove the profile wastes from the system with maximum time saving.

### SA 3020

400 V (50-60 Hz) (kW)	6-8 bar (t/dk)	kg	W x L x H (mm)	L (min.) x L (max.) (mm)	a x h (mm) (min.)	a x h (mm) (max.)	ØD x Ød x b (mm)
6	600	2960	12733 x 3203 x 2336	300 x 6500	20 x 20	165 x 220	600 x 40 x 4,4

## Control Panel



- Due to easy to use and flexible operating system, it works in harmony with all joinery and optimization programs.
- It has a working algorithm that fits the minimum wastage, the maximum production principle.
- The wastages can be evaluated automatically by optimizing them in the cut lists sent.
- Parameter settings can be made easily.
- It provides the opportunity to make different configurations from profile and accessories, to make optimization.
- It has a periodic maintenance reminder function.
- 17" LCD Monitor.
- USB socket.

## Profile Loading Unit



- 9 profiles can be loaded on the entry conveyor.
- The profile loading capacity can also be increased as an option.
- It has profile handling and positioning and automatic profile recognition feature.
- Minimum 886 mm, maximum 6500mm. It measures the profile length automatically.

## Profile Exit Unit

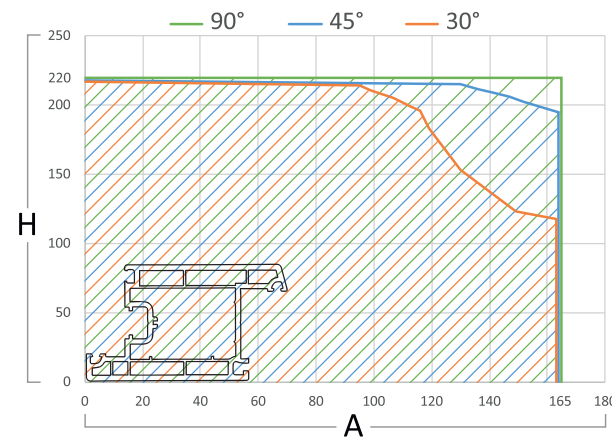



- The exit robot automatically transfers the cut pieces onto the conveyor.
- If desired, for each finished piece, the label output can be taken from the barcode printer and the production organization can be facilitated.

## Profile Cutting Unit



- It cuts with 1 saw between 30°-150° degrees.
- Servo controlled cutting unit. Progress speed and distance can be adjusted for each profile separately.
- Long lasting saw thanks to special working system.





## Options



- PTR 200 Shelled Profile Transport Carrier is designed for regular storage and easy transport.

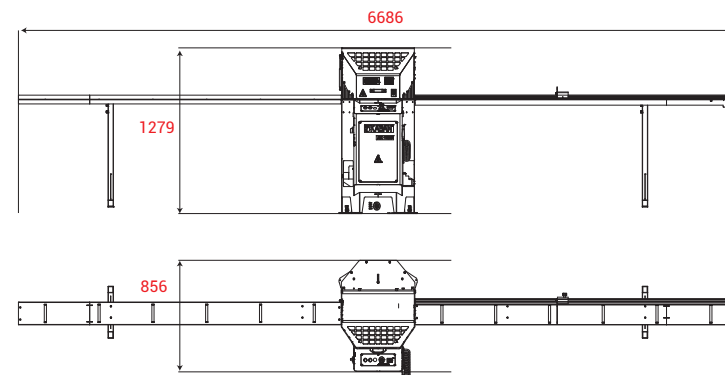
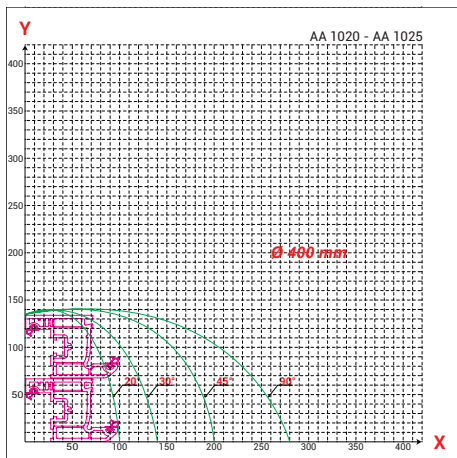
# AA 1020

## Single Head Mitre Saw for PVC



- Support pins to fix the angles at 45° and 90° degrees.

- Upward saw.
- Adjustable saw progress speed.
- Maximum safety with cover safety key.
- Long-lived saw and vibration free operation thanks to cast saw cover.



### AA 1020

400 V (50-60 Hz) (kW)	6-8 bar (lt/dk)	kg	W x L x H (mm)	L (min.) x L (max.) (mm)	a x h (mm) (min.)	a x h (mm) (max.)	ØD x Ød x b (mm)
1,54	0	291	6686 x 856 x 1279	352 x 3220	20 x _	100 x 145	400 x 32 x 4,0

### General Features

- Precise cutting of PVC profiles between 20° - 160° degrees.
- Precise angle adjustment with vertical bearing system.

### Optional Equipments

	• DS 530 L/R Digital Measuring System 4014 mm		• DS 100 L/R Man. Digital Measuring System 3220 mm		• DS 200 L/R Rotating Arm Digital Meas. System 3140 mm
--	---	--	--	--	--

# PVC Cutting Machines

HA 1010

HA 1012

HA 1014

HA 1016

**HA 1010**  
Single Head Saw-Pneumatically Clamped



148 kg

**HA 1012**  
Single Head Saw-Manual Clamped



148 kg

**HA 1014**  
Portable Single Head Saw-Pneumatically Clamped




69 kg


**HA 1016**  
Portable Single Head Saw-Manual Clamped



69 kg



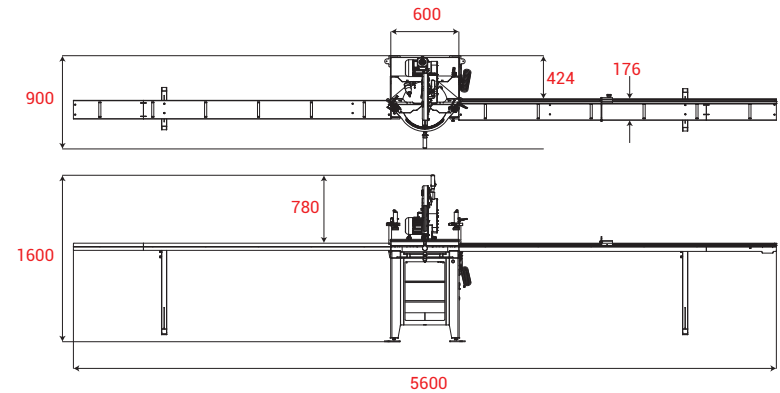
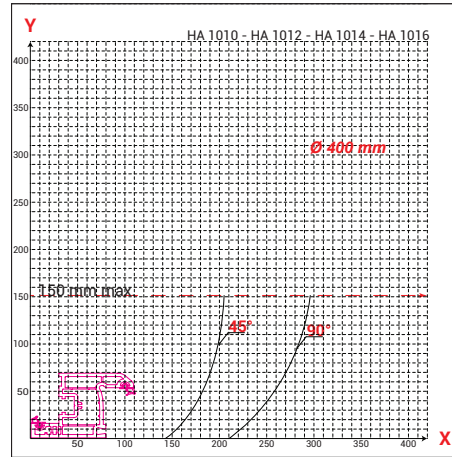
- Saving of time thanks to rotating plate after profile ends are cut.



- Practical positioning on each 5°.
- Possibility to fixing at intermediate angles.
- +45°, -45° cutting.



- Double safety system.



## General Features

- It is designed for precise cutting of PVC and wooden profiles.
- High quality machine with economical prices.
- Thanks to patented glazing bead apparatus, it is not necessary to buy glazing bead machine.

## Optional Equipments




- L 200 Glazing bead apparatus.

### HA1010 - HA2010

1,1	100	160	5600 x 900 x 1600	320 x 3200	20 x 20	120 x 120	400 x 32 x 4,0

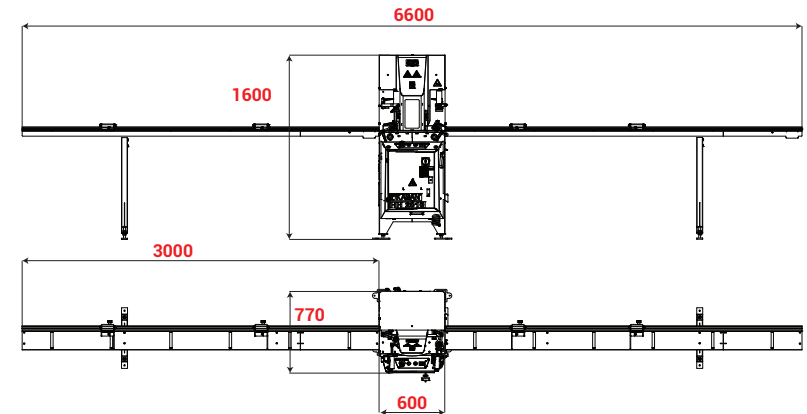
### HA1014 - HA2014

1,1	100	70	600 x 900 x 800	320 x 3200	20 x 20	120 x 120	400 x 32 x 4,0



- Vertical and horizontal clamping pistons to fix the profiles at 4 different points.
- Practical and toolless cutting depth and length adjustment.

- Waste canal to collect the dust and pieces below the machine.
- Safe operation thanks to double hand start buttons.



### General Features

- V cutting and length cutting up to (a) 65 mm width of PVC profiles.
- 2 pieces of vertical Ø260 saw located at 45° on machine..
- Double support measurement system at both sides of the machine.

### Optional Equipments



- DS 530 R/L Digital Measuring System


### HH 2010

400 V (50-60 Hz) (kW)	6-8 bar (t/dk)	kg	W x L x H (mm)	L (min.) x L (max.) (mm)	a x h (mm) (min.)	a x h (mm) (max.)	Ød x Ød x b (mm)
2,2	50	280,5	6600 x 770 x 1600	-	40 x —	135 x 180	260 x 32 x 2,8



# Manual Double Head Mitre Saw for PVC & Aluminium

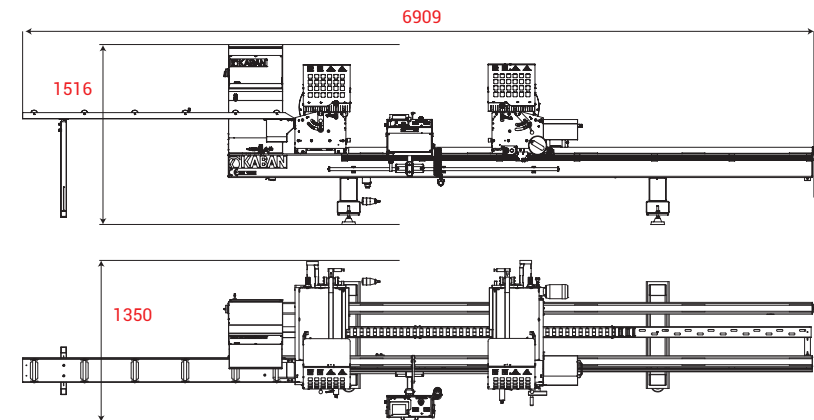
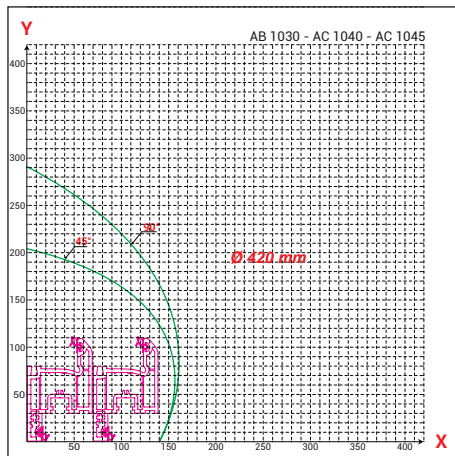
# AB 1030



- Adjustable saw progress speed.
- Horizontal profile clamping and practical piston place adjustment system.

## Optional Equipments

- BB 100 R/L Feeding Table
- BS 400 L Feeding Table (6m)
- CS 100 R/L Double Press
- US 200 Top Press
- DS 1030 Digital Measurement System
- SS 200 Cutting Oil Spray System



## General Features

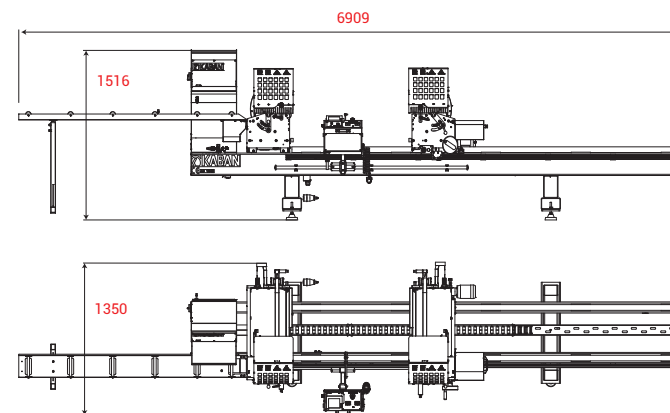
- Precise cutting of aluminium and PVC profiles at 45° and 90°
- Profile support arm between two heads.
- Special vacuum system to cut without depositing sawdust on heads.

### AB 1030

400 V (50-60 Hz) (kW)	6-8 bar (t/dk)	kg	W x L x H (mm)	L (min.) x L (max.) (mm)	a x h (mm) (min.)	a x h (mm) (max.)	ØD x Ød x b (mm)
3	24	1025	6909 x 1350 x 1516	400 x 4000	_ x 20	140 x 185	420 x 30 x 4,0

# AC 1040

## Full Automatic Double Head Mitre Saw For PVC & Aluminium




### General Features

- Option to work with single head and manual adjustment of profile cutting length.
- Profile support arm between two heads.
- Special vacuum system to cut without depositing sawdust on heads.

### AC 1040

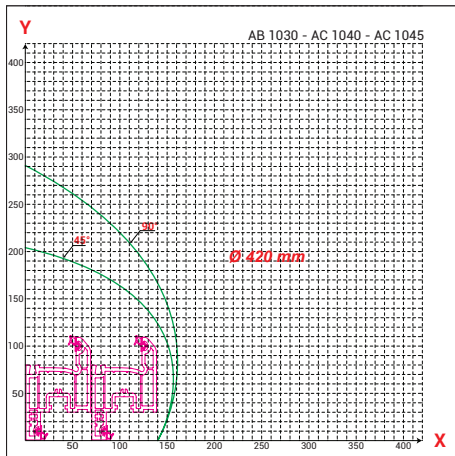
400 V (50-60 Hz) (kW)	6-8 bar (t/dk)	kg	W x L x H (mm)	L (min.) x L (max.) (mm)	a x h (mm) (min.)	a x h (mm) (max.)	ØD x Ød x b (mm)
3,37	145	1060	6908 x 1350 x 1516	400 x 6400	_ x 20	140 x 185	420 x 30 x 4,0



- High cutting quality and ease of operation.
- Adjustable saw progress speed.
- Horizontal profile clamping and practical piston place adjustment system.



- On auto mode, it goes to position without operator intervention.
- Option to work with CF Card.
- 1350 different cutting length memory capacity.



### Optional Equipments



- SS 800 Cutting Oil Spray System




- BY 100 Barcode Printer

- BB 100 R Feeding Table
- BB 100 E Feeding Table -Additional-
- BS 400 Feeding Table Left(6m)
- KP 100 Cutting Program
- CS 100 Double Press
- US 200 Top Press

# HD 2012

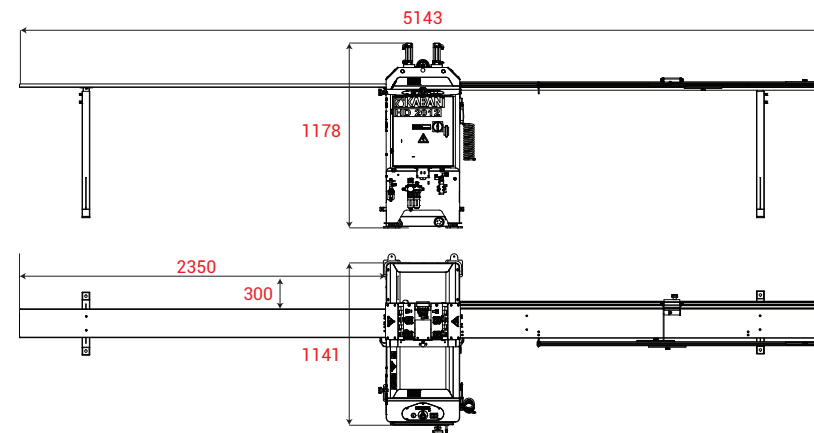
## Automatic PVC Glazing Bead Saw (Universal)



- Cuts two profiles at the same time without moulds.



- Precise glazing bead cutting.



### General Features

- Precise cutting of PVC glazing beads at 45°.
- Adjustable saw progress speed.
- Profile measuring and left feeding table.

### HD 2012

400 V (50-60 Hz) (kW)	6-8 bar (l/dk)	kg	W x L x H (mm)	L (min.) x L (max.) (mm)	a x h (mm) (min.)	a x h (mm) (max.)	ØD x Ød x b (mm)
1,5	40	212,5	5143 x 1141 x 1178	230 x 2425	8 x 8	58 x 40	200 x 32 x 1,8 95 x 32 x 2,5

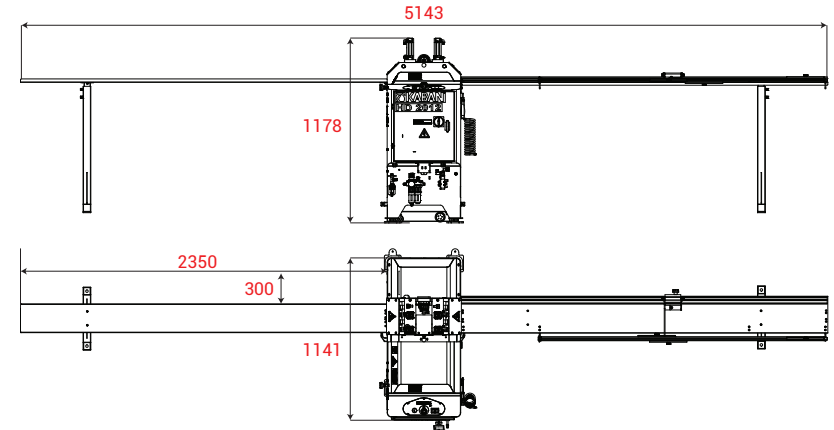


- 1000 different cutting length memory capacity.
- Data transfer with CF card.
- User friendly interface.
- Wireless data transfer up to 100m with digital caliper.
- Support plate goes to measurement automatically.

### Optional Equipments



- EB 100 Ethernet Connection



### General Features

- Precise cutting of PVC glazing beads at 45°.
- Adjustable saw progress speed.
- Digital caliper measures up to 1532 mm as standard and up to 2532 mm with extra bar.

### HD 2014

400 V (50-60 Hz) (kW)	6-8 bar (l/dk)	kg	W x L x H (mm)	L (min.) x L (max.) (mm)	a x h (mm) (min.)	a x h (mm) (max.)	a x h (mm) (max.)	ØD x Ød x b (mm)
2,25	40	306,5	5143 x 1141 x 1178	230 x 2425	8 x 8	58 x 40	200 x 32 x 1,8 95 x 32 x 2,5	

# MH 1010

## Single Head Welding Machine



- Stainless steel, long lasting plates.
- Time saving while profile is clamped as the stopper is adjusted 3-5 mm higher than profile.
- Provides safe operation.

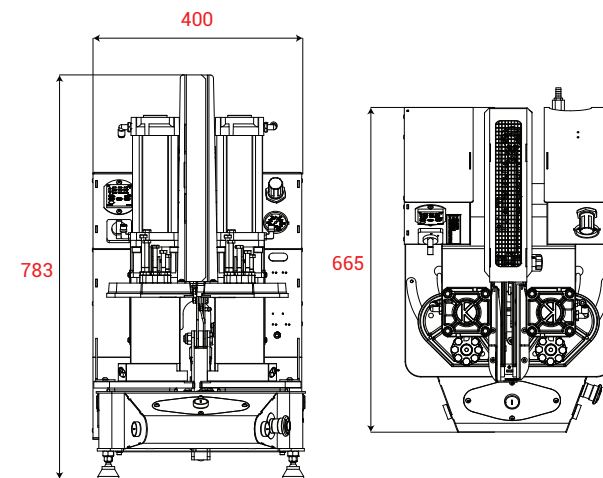


- Practical teflon change thanks to roller system.
- Stable heat distribution and long lasting heater plates distributes the heat homogeneously.

### Optional Equipments



Welding Moulds


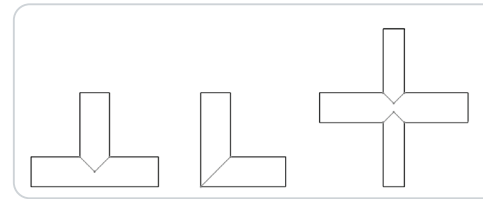


### General Features

- Single corner welding of PVC profiles between 60°- 180°
- Portable, mobile.
- Welding with maximum resistance.
- Practical mould change system.
- Digital setting of heating values.
- Zero welding with 0,2 mm tolerance.

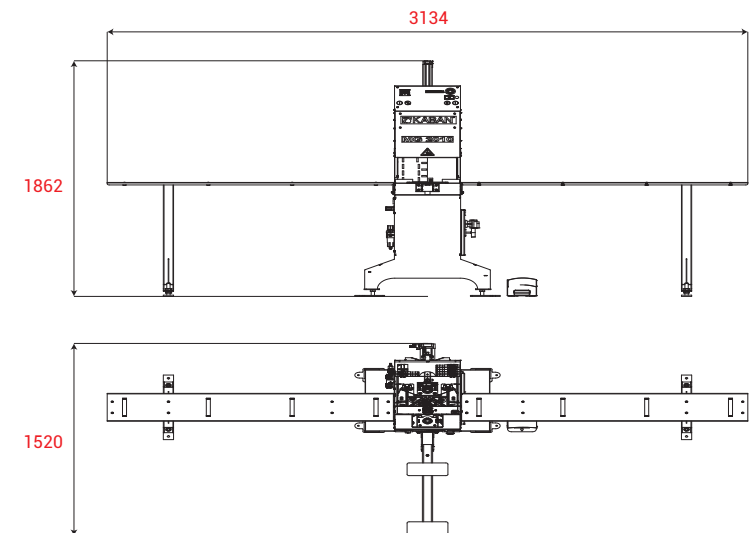
### MH 1010

230 V (50-60 Hz) (kW)	6-8 bar (t/dk)	kg	W x L x H (mm)	a x h (mm) (min.)	a x h (mm) (max.)	A x B (mm)	r* (mm)
2	22	60	400 x 665 x 783	— x 35	130 x 160	350 x 350	60° - 180°



- Stainless steel, long lasting plates.
- High quality cast body structure.

Image 1

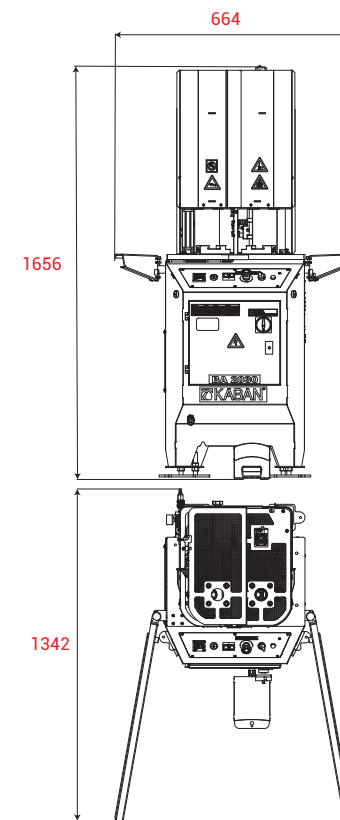


### General Features

- Welding operations on PVC profiles shown in Image 1.
- 90° welding of PVC profiles.
- Practical mould change system.
- Precision of welding quality thanks to linear rails.
- Normal and zero (0,2 mm) welding adjustment.
- Digital setting of heating values.
- Practical folding profile support table.

#### MG 2010









230 V (50-60 Hz) (kW)	6-8 bar (t/dk)	kg	W x L x H (mm)	a x h (mm) (min.)	a x h (mm) (max.)	A x B (mm)	r' (mm)
3,2	22	213	3134 x 1520 x 1862	40 x 40	135 x 180		90°




### General Features

- Single corner welding of profiles between 30°-180°.
- Smooth welding of long profiles thanks to rotating support arms.
- All heat and time parameters are set independently.


### BA 2030

							
230 V (50-60 Hz) (kW)	6-8 bar (t/dk)	kg	W x L x H (mm)	a x h (mm) (min.)	a x h (mm) (max.)	A x B (mm)	r* (mm)
2	22	174	664 x 1342 x 1656	35 x —	130 x 180	340 x 340	30° - 180°






- Digital setting of heating values.




- Piston stroke is adjusted according to profile height through stoppers.
- Time saving while profile is clamped as the stopper is adjusted 3-5 mm higher than profile.




- Practical teflon change thanks to roller system.
- Stable heat distribution and long lasting heater plates distributes the heat homogenously.



- Practical mould change system.
- Stainless steel, long lasting plates.



- Standard zero (0,2mm) welding. It can be adjusted to normal welding.

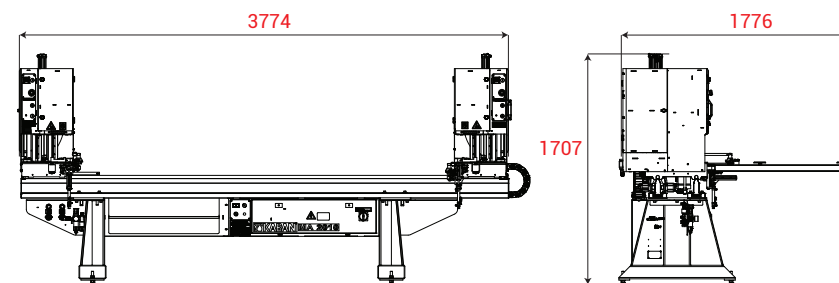


- Continuous precision of welding quality thanks to linear rails.

### Optional Equipments











- Welding Moulds




### General Features


- Precise double corner welding of profiles between 40°-180°.
- On both heads 90° and intermediate angle welding can be made independently.
- All heat and time parameters are set independently.
- Smooth welding of long profiles thanks to rotating support arms.
- Practical adjustment of zero and normal welding thickness.
- Safe working with low pressure top pressing pistons.
- Pressure control system allows the machine run with correct air pressure.

### MA 2010

 230 V (50-60 Hz) (kW)	 6-8 bar (l/dk)	 kg	 W x L x H (mm)	 a x h (mm) (min.)	 a x h (mm) (max.)	 A x B (mm)	 r* (mm)
4	30	545	3774 x 1776 x 1707	___ x 40	150 x 200	3190 x ∞ 420 x ___	40° - 180°




- Saving of time thanks to practical mould change system.
- Stainless steel, long lasting claw plates.




- Smooth gasket surfaces thanks to optional gasket pressing system.



- Practical teflon change thanks to roller system.
- Stable heat distribution and long lasting heater plates distributes the heat homogenously.




- Piston stroke is adjusted according to profile height through stoppers.
- Time saving thanks to its patented system while profile is clamped as the stopper is adjusted 3-5 mm higher than profile.
- Zero and normal welding chip thickness adjustment thanks to practical adjustment system.



- Continuous precision of welding quality thanks to linear rails.

### Optional Equipments




- Welding Moulds



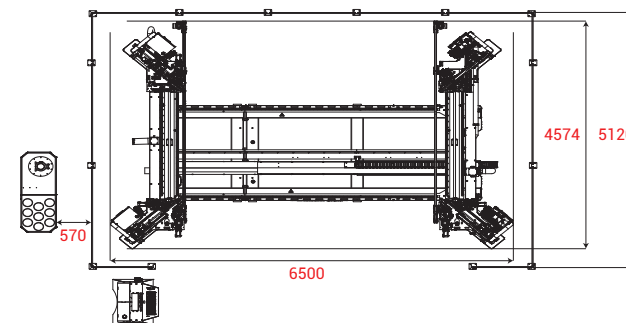
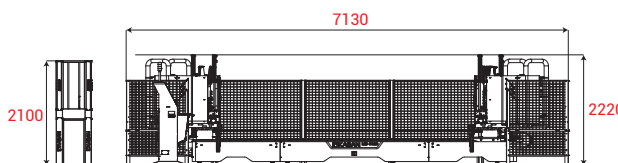
- C 100 Gasket Pressing System  
A min: 534

### General Features

- It welds the four corners of the PVC profiles without any chips at an angle of 90°. In the first stage, the welding surface areas of the profiles placed on the machine are milled with the help of the milling group consisting of cutting tips. After milling, the profiles are welded at a 90° angle. Finally, the stripping blades remove the weld chips.
- With PID system, heating degree and time parameters are set independently from each other.
- A smooth gasket assembly is achieved without using a gasket system.
- Thanks to the teflon renewal system in roll form in the resistance plate, it distributes heat homogeneously and saves time and cost.
- Time saving thanks to practical welding mould replacement system.
- Thanks to the functional program, it provides separate adjustment for each edge in milling operations.
- It tolerates cutting angle errors in profiles up to 0.5°.
- It tolerates cutting length errors in the profiles up to +2 mm.
- It is positioned according to the profile size and provides easy profile placement of the operator.
- It provides easy control thanks to digital control system in all axes.
- It is possible to make measure tolerance in all axes separately.
- The pressure control system allows the machine to operate at the correct air pressure.
- Automatic lubrication system.
- Computer controlled axial movements ensure a measurement accuracy of less than 0.1 mm.
- Easy operation and programming with 17" LCD Monitor.
- It is possible to define a separate process at every point via the profile drawing in DXF format.
- It makes welding without any chips on the outer surfaces by means of our own system. Therefore, it does not require corner cleaning after welding.
- Less space than the current welding and cleaning center.
- Saves workforce as it works with a single operator.
- It can be used with PVC profiles of all colors.




As a result of 7 years of work, we proudly introduce to the PVC industry and start the mass production of the chipless welding machine, which makes the corners of PVC profiles free of chips and carries the corner strength above the normal limits by enriching the high-tech parts with patents.



### MD 3020

400 V (50-60 Hz) (kW)	6-8 bar (t/dk)	kg	W x L x H (mm)	a x h (mm) (min.)	a x h (mm) (max.)	A x B (mm)	r° (mm)
21,25	800	4915	7130 x 5120 x 2200	— x 20	140 x 190	4125 x 2500 420 x 385	90°

## Milling



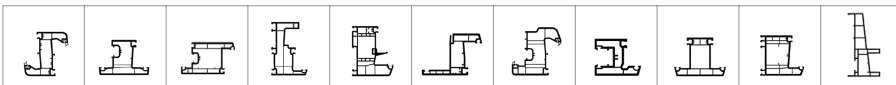
- The milling group consists of cutting tips and makes the milling of profile surface and gasket to be welded.

## Operation System




- Easy to use and flexible operating system works with all joinery and optimization programs.
- By means of special software, the stowing order in the profile trolley can be selected from the screen and customer based production can be made.
- Easy parameter setting.
- Periodic maintenance reminder function is available.
- Welding can be done by entering manual measurement without using barcode reader.
- Barcode reader is included.
- Ethernet connection.

## Examples of Processable Profile Shapes




## Welding Moulds




- Time saving thanks to practical welding mould replacement system.
- Axes can be positioned with a precision of 0.1mm.
- Cutting and welding tolerances are distributed evenly to 4 corners.
- X and Y axes are positioned automatically.

## Stripping Blade

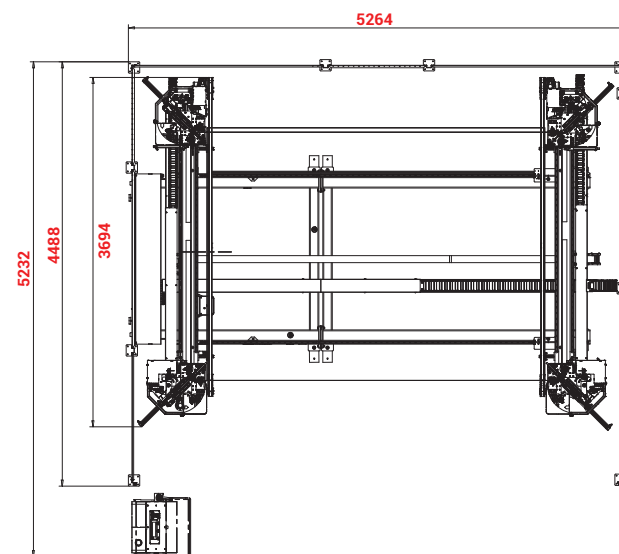
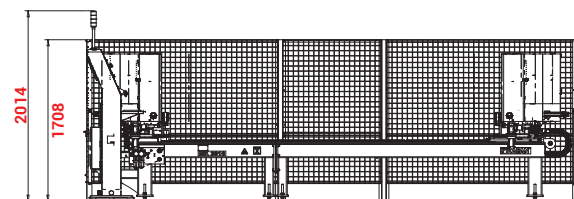


- Stripping blades remove the chips caused by welding process on the upper and lower surfaces of the profile.

## Heating Plate



- Heating plates provide uniform distribution of heat. With the special teflon system on these plates, longer term and more efficient teflon usage is provided. Teflon replacement system in the form of rolls saves time and cost.



### General Features


- 90° welding of four corners of PVC profiles.
- Tolerance system to minimize measuring faults.
- Automatic greasing system.

### MK 2010


400 V (50-60 Hz) (kW)	6-8 bar (l/dk)	kg	W x L x H (mm)	a x h (mm) (min.)	a x h (mm) (max.)	A x B (mm)	r* (mm)
11	64	1870	5264 x 4488 x 2014	__ x 40	130 x 210	3550 x 2510 490 x 390	90°



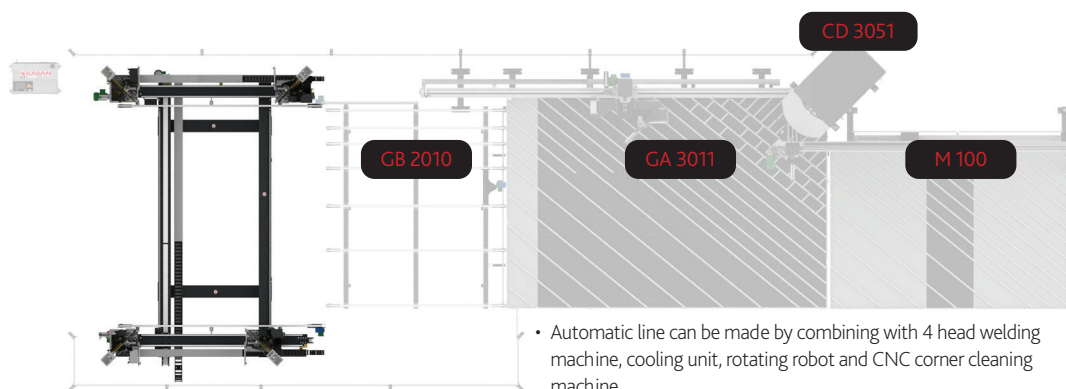
- User-friendly operating system compatible to all joinery and optimization programs.
- Parameters are set easily.
- Different profiles and hardwares can be configured and optimized.
- Periodical maintenance reminder function.
- Welding by inserting the dimensions manually without using barcode reader.
- Operation with SD card.
- Barcode reader.
- Has ethernet connection.



- Practical teflon change thanks to roller system.



- Saving of time thanks to practical mould change system.
- Axis positioning 0,1mm sensitivity.
- Cutting and welding tolerances distributes equally to 4 corners.
- X and Y axis automatic positioning.




- Automatic line can be made by combining with 4 head welding machine, cooling unit, rotating robot and CNC corner cleaning machine.

### Optional Equipments



- CB 300 Gasket Pressing  
X min:730 mm  
Y min:550 mm











Welding Mould



### General Features

- It can weld four corners of PVC profiles at 90° angle at the same time.
- Time saving thanks to practical welding mould replacement system.
- Teflon replacement system in the form of rolls saves time and cost.
- Long lasting heater plate distributes heat homogeneously.
- It has automatic lubrication system.
- With PID system, heating degree and time parameters are set independently from each other.
- The pressure control system allows the machine to operate at the correct air pressure.
- Measurement errors are minimized by the tolerance system.
- It can work with SD card.

#### MV 1010

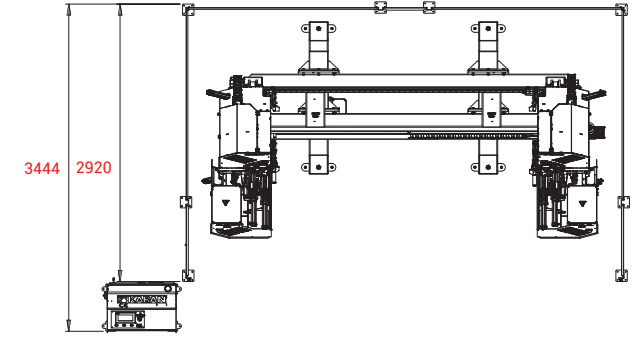
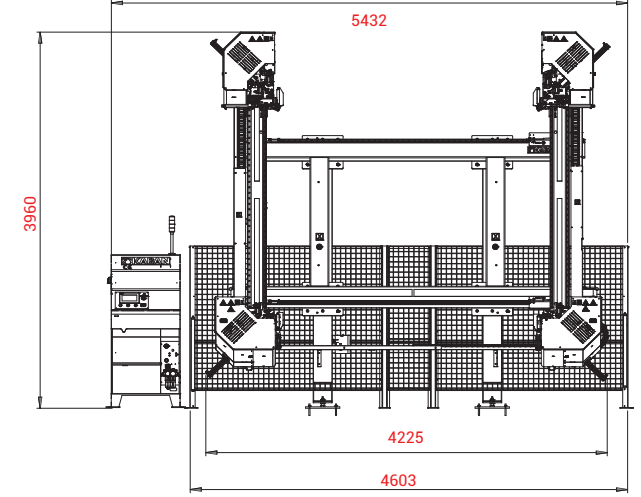
							
400 V (50-60 Hz) (kW)	6-8 bar (l/r/dk)	kg	W x L x H (mm)	a x h (mm) (min.)	a x h (mm) (max.)	A x B (mm)	r* (mm)
11,7	80	2050	4603 x 2920 x 3960	— x 40	130 x 210	2785 x 2510	530 x 390
						530 x 390	90°



## Teflon System



- Teflon replacement system in the form of rolls saves time and cost.
- Axes can be positioned with a precision of 0.1 mm.
- Cutting and welding tolerances are distributed evenly to 4 corners.
- The X and Y axes are positioned automatically.



## Optional Equipments



- CB 300  
Gasket  
Pressing  
X min:730 mm  
Y min:550 mm




### Welding Mould

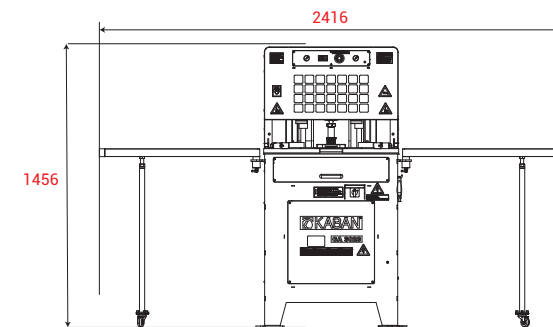
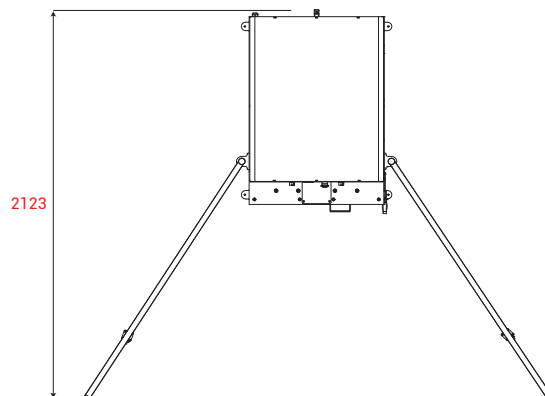
- Time saving thanks to practical welding mould replacement system.

# CA 3020

## Modular PVC Corner Cleaning Machine




- Stripping blade levels are adjustable according to laminated and unlaminated frames.
- Top and bottom welding chips are cleaned at the same time.
- Practical cutter change.
- Modular system.
- 3 different cutter set can be mounted on a modul.
- Cleaning of outer corner welding chips.
- High quality cleaning thanks to hydropneumatic system.



### General Features

- It is designed to clean PVC frame corners made of 90° angle.
- Top and bottom stripping and corner cleaning operations can be made independently.
- It has profile stand for long profiles.


### Optional Equipments



- Corner Cleaning Cutters


#### CA 3020

400 V (50-60 Hz) (kW)	6-8 bar (lt/dk)	kg	W x L x H (mm)	a x h (mm) (min.)	a x h (mm) (max.)	ØD x Ød x b (mm)	A x B (mm)
1,1	75	385	2416 x 2123 x 1456	35 x (+)	130 x 150	220 x 32 x 150	340 x 340



### Cleaning Process:

- Cleaning of top and bottom surfaces with stripping blades.



### Corner Cleaning Process:

- Modular system. Practical change of cutters.
- Cleaning of outer corner welding chips.



### End Milling Process:

- Support system adjustable to 4 different profiles.
- High quality end milling thanks to hydropneumatic system.
- End milling of mullions cut between 45° and 90°.

## Optional Equipments



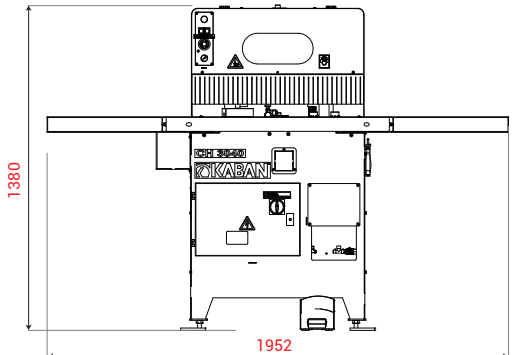
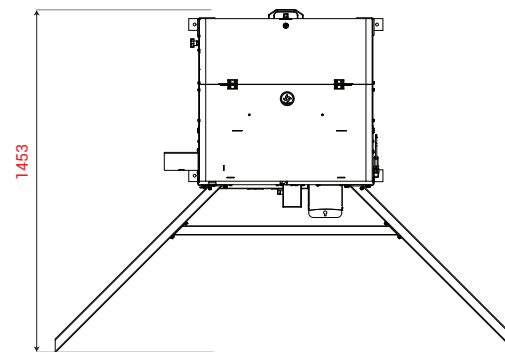
- Corner Cleaning Cutters



- End Milling Cutters

## General Features

- Practical corner cleaning and angled end milling of PVC profiles.
- Cutter mechanism which moves automatically.
- Pneumatical profile clamping system.
- Profile table for long profiles.
- Automatic operation with hydropneumatic system.
- Cutter depth adjustment. according to laminated and unlaminated profiles.



### CH 3040

400 V (50-60 Hz) (kW)	6-8 bar (t/dk)	kg	W x L x H (mm)	a x h (mm) (min.)	a x h (mm) (max.)	ØD x Ød x b (mm)	A x B (mm)
1,1	81	202	1952 x 1453 x 1380	(+) x 40	160 x 160	220 x 32 x 130	-

# CD 3051

2 Axis CNC Corner Cleaning Machine

# CD 3060

3 Axis CNC Lame Sash Corner Cleaning Machine



## General Features

- It is designed to clean PVC frame corners made of 90° angle.
- Cleaning of a corner in min. 9 sec. - max.18 sec. according to profile type.
- Robust mechanical design suitable for high speed production.
- Maximum performance thanks to high quality materials used on its production.
- Automatic greasing system.

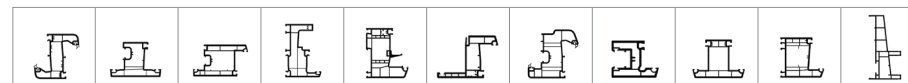
### CD 3051

230 V (50-60 Hz) (kW)	6-8 bar (lt/dk)	kg	W x L x H (mm)	a x h (mm) (min.)	a x h (mm) (max.)	A x B (mm) ∞ x ∞	ØD x Ød x b (mm)
2,6	90	900	2500 x 3150 x 2000	— x 20	130 x 235	340 x 340	230 x 30 x 3,2

### CD 3060

230 V (50-60 Hz) (kW)	6-8 bar (lt/dk)	kg	W x L x H (mm)	a x h (mm) (min.)	a x h (mm) (max.)	A x B (mm) ∞ x ∞	ØD x Ød x b (mm)
4	90	790	2500 x 3150 x 2000	— x 20	130 x 235	340 x 340	250 x 30 x 3,2

Profile shapes to be processed.






- Software which allows to create receipts at laminated-unlaminated, with gasket-without gasket categories.
- Machine parameters and receipt creation operations.
- Expandable memory with a capacity of 250 different profiles.
- Portable user friendly screen.
- Periodical maintenance reminder function.

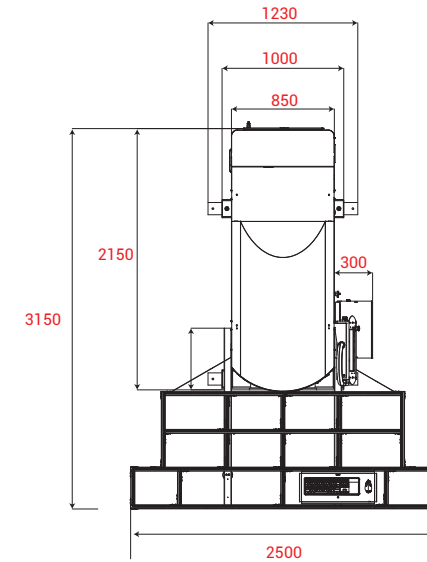
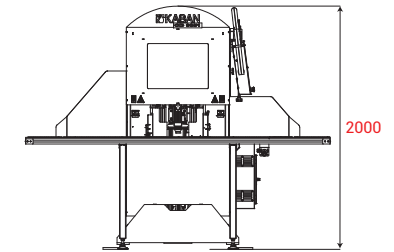



- Automatic profile definition feature thanks to measuring and control systems.

#### Lame Sash Cleaning:




- As it is programmable, it is unrivaled in terms of speed and quality.
- High quality cleaning ability.
- Cleaning with minimum time loss.
- Cleaning with existing machine without using additional tools.
- Minimum setting requirement.
- Automatic and precise cleaning with computer program.
- Cleans inner parts of sill frames.






- Software which allows to create receipts at laminated-unlaminated, with gasket-without gasket categories.
- Machine parameters and receipt creation operations.
- Expandable memory with a capacity of 250 different profiles.
- Portable user friendly screen.



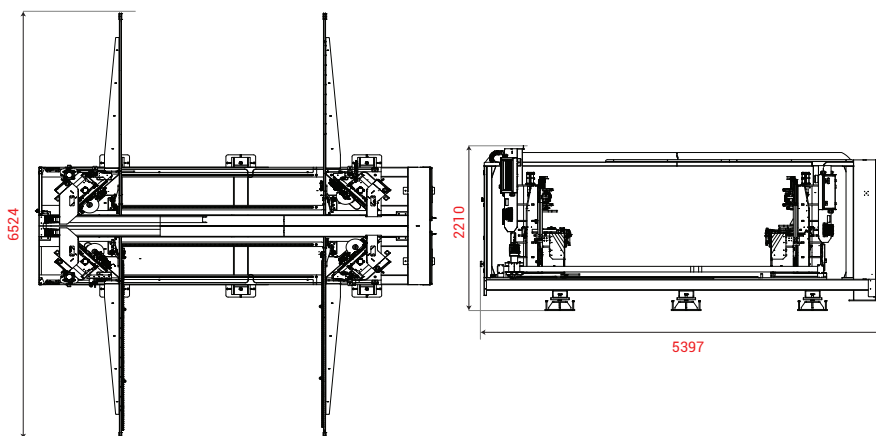
- 4 pieces of 4 axes CNC units which position automatically in order to clean different dimensioned frames.
- Saving of time and place as it cleans 4 corners at the same time.



- High performance cleaning on four corners with 44 tools.



- Cleaning of outer corner welding chips of frames.

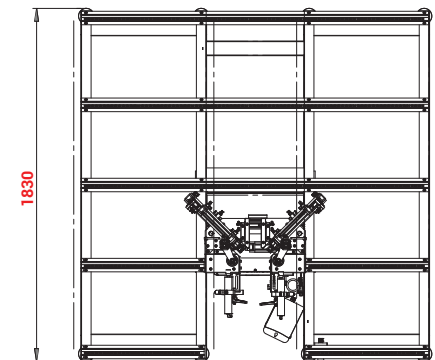
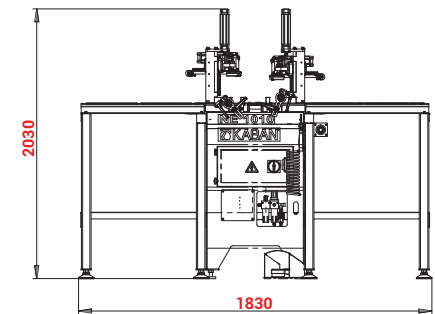





### General Features

- Cleaning of 90° PVC frames corners.
- Robust mechanical design suitable for high speed production.
- Maximum performance thanks to high quality materials used on its production.
- Automatic greasing system.
- Conveys the profiles without damaging thanks to loading and unloading conveyors.

### CD 4200









400 V (50-60 Hz) (kW)	6-8 bar (l/tr/dk)	kg	W x L x H (mm)	a x h (mm) (min.)	a x h (mm) (max.)	A x B (mm)	ØD x Ød x b (mm)
15,6	420	4900	5397 x 6524 x 2210	— x 30	170 x 160	2850 x 2400 500 x 410	250 x 30 x 3,2




### General Features

- It makes chip cleaning of V-shaped welded PVC profiles.
- The machine works with 4 blades.
- The blades according to the profile specifications are easily selected from the control panel.
- Cleans the top and bottom surfaces of the profile in a single operation.
- At the end of the operation, the whole line goes to the starting point.
- Provides high performance with high material quality.
- It has PLC control panel.
- High current relay is available.

### NE 1010

 400 V (50-60 Hz) (kW)	 6-8 bar (t/dk)	 kg	 W x L x H (mm)	 a x h (mm) (min.)	 a x h (mm) (max.)	 A x B (mm)	 ØD x Ød x b (mm)
0,06	50	186	1830 x 1830 x 2030	50 x 30	160 x 110	350 x 350	-




### Cutter Change System:

- Practical cutter change system provides ease of operation while more than one series is used.



### End Milling



### Corner Cleaning:

- Cleans the outer sides chips of the profile.

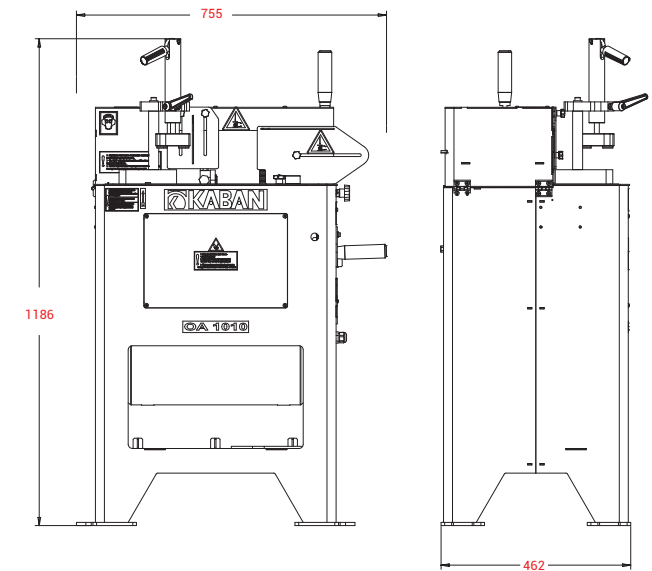
### Optional Equipments



- Corner Cleaning Cutters











- End Milling Cutters




### General Features

- End milling operation on PVC profiles at 45° and 90°.
- Corner cleaning operation on PVC profiles after welding.
- Easily adjustable angular and eccentric support plates.
- Safe operation with safety covers.
- Easy cutter adjustment by the help of cutter gab.
- Cutter storing with cutter shelf.

### OA 1010


 400 V (50-60 Hz) (kW)	 6-8 bar (t/dk)	 kg	 W x L x H (mm)	 a x h (mm) (min.)	 a x h (mm) (max.)	 ØD x Ød x b (mm)	 A x B (mm)
1,5	10	101	755 x 462 x 1186	35 x 35	130 x 120	230 x 32 x 130	-






**Flat Cutter End Milling:**

- End milling with flat cutter at  $-22,5^\circ$ ,  $+45^\circ$  range.



**Reverse Cutter End Milling:**

- End milling with reverse cutter at  $-22,5^\circ$ ,  $-45^\circ$  range.



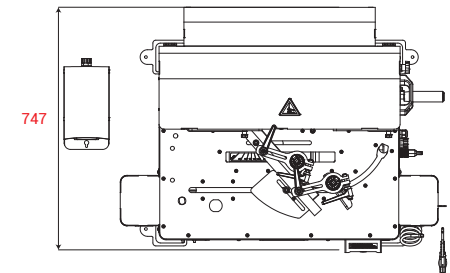
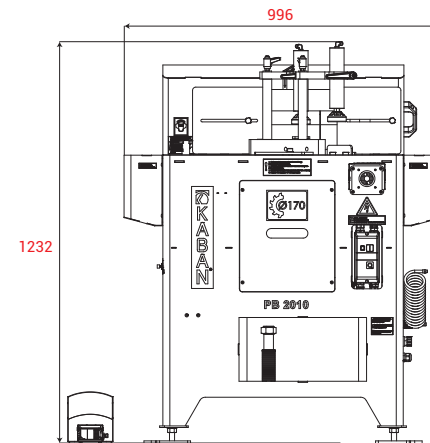
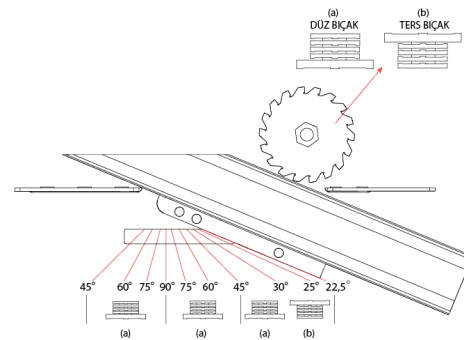
**End Milling:**

- Support system adjustable to four different profiles.
- High quality end milling thanks to hydropneumatic system.



**Cutter Change System:**

- Practical cutter change system provides ease of operation.



**General Features**









- End milling of PVC profiles at  $22,5^\circ$   $+22,5^\circ$  range.
- Angle adjustment with mechanical support plates.
- Practical cutter progress speed adjustment.
- Safe operation with safety cover.
- Practical cutter adjustment thanks to cutter gab.
- Cutter storing with cutter shelf.


**Optional Equipments**



- End Milling Cutters

**PB 2010**


 400 V (50-60 Hz) (kW) <b>1,5</b>	 6-8 bar (l/dk) <b>120</b>	 kg <b>143</b>	 W x L x H (mm) 996 x 747 x 1232	 a x h (mm) (min.) 35 x 35	 a x h (mm) (max.) 130 x 120	 ØD x Ød x b (mm) 180 x 30 x 130	 A x B (mm) -
--	---	---	---	---	---	---	--



- Practical adjustment with rotating mechanical support plates.
- End milling of 1 to 6 profiles.
- Easy and safe cutter change as it is pneumatical and has special lock system.



- Side press pistons to provide end milling at setsquare.
- End milling of 6 profiles at the same time.
- Thanks to screwed shaft system the speed is adjusted electronically to provide high quality products.



- Front sections to store the cutters.

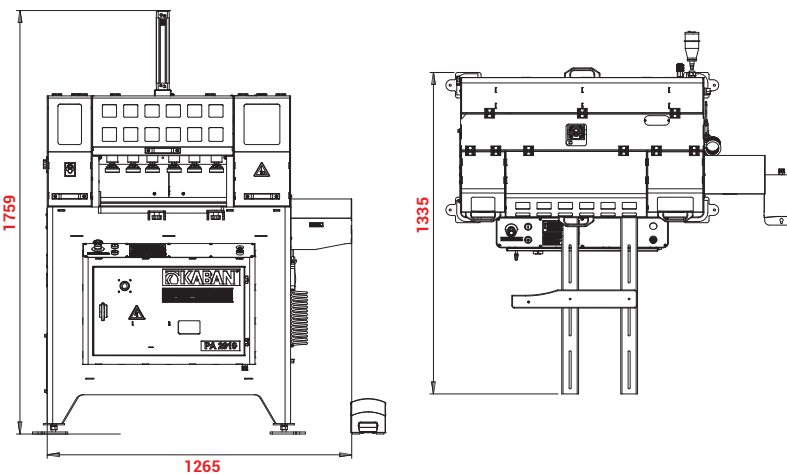
### Optional Equipments



- End Milling Cutters

### General Features

- End milling of PVC profiles.
- Practical cutter progress speed adjustment thanks to screwed shaft system.
- Safe operation with safety cover.
- Electronical speed adjustment prevents profiles breakage while processing.
- Support arms in front of the machine to provide stable end milling of profiles up to 2.5 meters.




### PA 2010

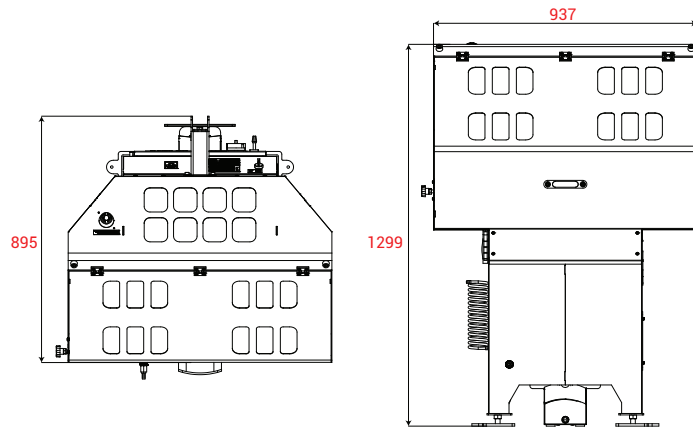
400 V (50-60 Hz) (kW)	6-8 bar (l/dk)	kg	W x L x H (mm)	a x h (mm) (min.)	a x h (mm) (max.)	ØD x Ød x b (mm)	A x B (mm)
2,05	120	344	1265 x 1335 x 1759	25 x 25	(*) x 120	-	-

## Gasket Cutting Machine

# HJ 2010

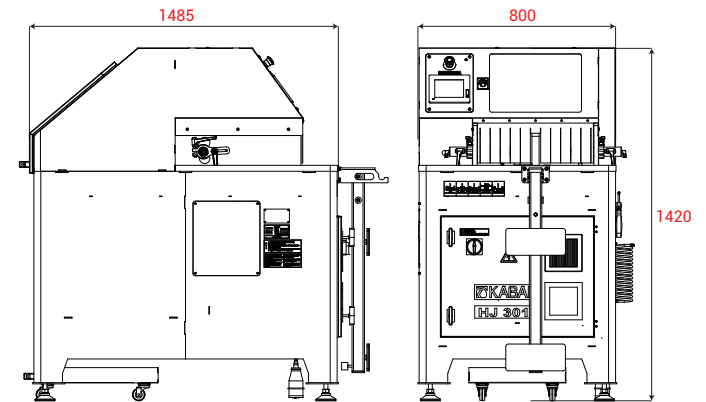



- Four cutting blades.
- Easy adjustment according to profile type thanks to the practical adjustment system.



## CNC Gasket Cutting Machine

# HJ 3010



### General Features

- Cuts the PVC gaskets and the parts below the gaskets before welding and prevents swelling below the gaskets after welding.
- Average process time is 37 seconds.

HJ 2010

400 V (50-60 Hz) (kW)	6-8 bar (lU/dk)	kg	W x L x H (mm)	a x h (mm) (min.)	a x h (mm) (max.)	ØD x Ød x b (mm)	A x B (mm)	
1,1	126	135	937 x 895 x 1299	40 x 40	135 x 180	38 x 12 x 12	-	




HJ 3010

400 V (50-60 Hz) (kW)	6-8 bar (lU/dk)	kg	W x L x H (mm)	a x h (mm) (min.)	a x h (mm) (max.)	ØD x Ød x b (mm)	A x B (mm)	
2	25	286	800 x 1485 x 1420	40 x 40	135 x 180	-	-	

# RG 2000

# RG 3000

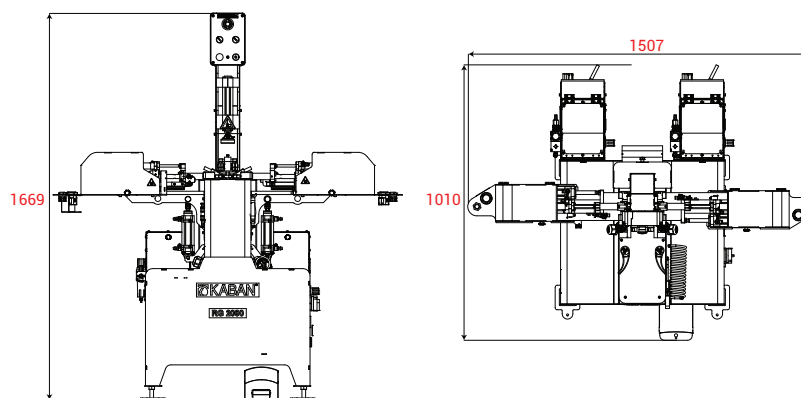
## Mullion Connector Screwing Machine



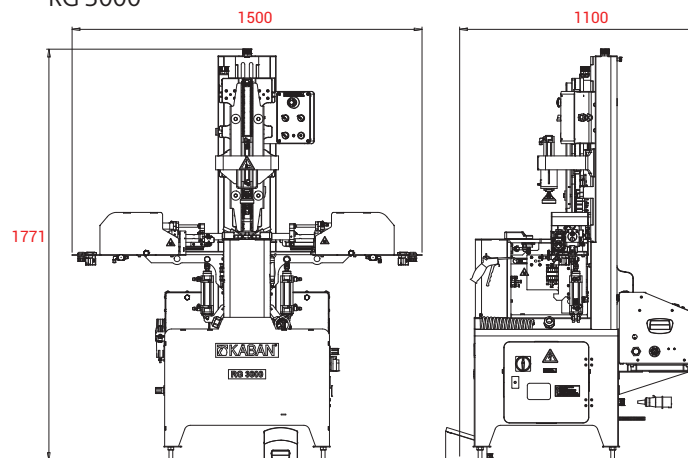
• Saving of time with connector feed unit. (RG 3000 model has this feature.)

• Fast screwing with automatic screw feeding unit.

RG 2000



RG 3000



### RG 2000

400 V (50-60 Hz) (kW)	6-8 bar (t/dk)	kg	W x L x H (mm)	a x h (mm) (min.)	a x h (mm) (max.)	A x B (mm)	S x K x L (mm)
0,03	660	257	1330 x 747 x 1669	-	-	-	S: 03,6 - 04,2 K: 06,3 - 08,1 L: 22 - 32

### RG 3000



400 V (50-60 Hz) (kW)	6-8 bar (t/dk)	kg	W x L x H (mm)	a x h (mm) (min.)	a x h (mm) (max.)	A x B (mm)	S x K x L (mm)
0,03	760	297	1500 x 1100 x 1771	-	-	-	S: 03,6 - 04,2 K: 06,3 - 08,1 L: 22 - 32

### General Features

- Automatic screwing of PVC mullion profile connectors.
- Connector screwing time is 11 sec.
- Easy adjustment with stoppers.
- Practical adjustment system for different connectors.

# Triple Drilling Water Slot Machine

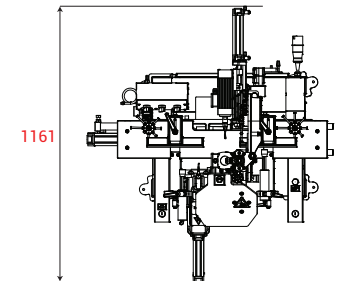
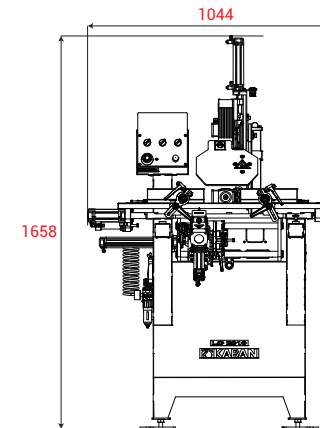
# LC 2010



- Operation with adjustable angled and positioned 3 drillers.



- The driller detail special to profile process is shown on machine panel.



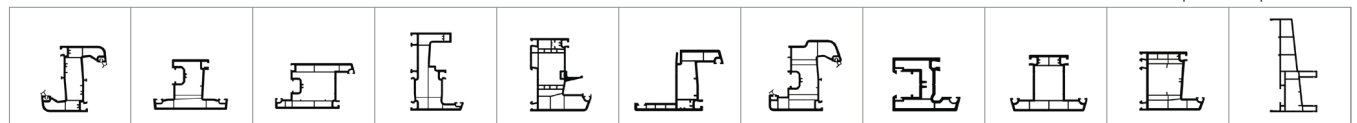
## General Features

- Water slot opening on PVC profiles shown on Image 1.
- Practical operation thanks to versatile stoppers.
- Practical adjustment with rotating mechanical support plates.
- Hydropneumatic pistons to adjust progress speed.

### LC 2010

230 V (50-60 Hz) (kW)	6-8 bar (ft/dk)	kg	W x L x H (mm)	a x h (mm)	X x Y x Z (mm)	L x D1 x D2 (mm)
1,1	24	136	1044 x 1161 x 1658	140 x 140 min. x 40	x 40	80 x 5,2 x 8

Profile shape to be processed.



• Image1

# DE 4090

## Copy Router and Water Slot Machine with Three Drills



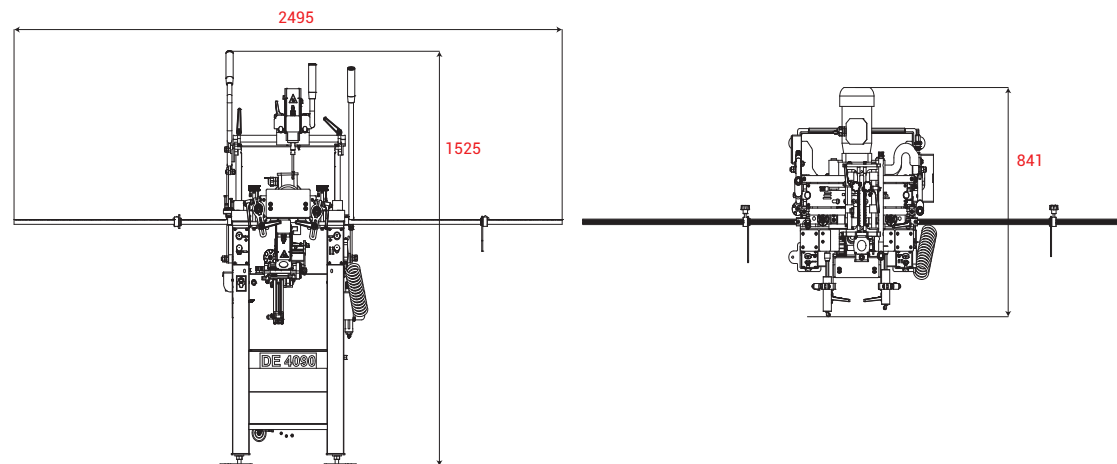
- Practical adjustment of profile height and driller depth by the help of stoppers.



- Water slot opening on PVC profiles with pneumatical system.











- Manual control with the guideness of tracking tip.



### General Features


- Espagnolette canal, lock, cylinder and handle holes opening on PVC profiles.
- Copy routing with template.
- Driller motors move separately.
- Canal opening without template thanks to support plates.

### DE 4090

 230 V (50-60 Hz) (kW) <b>0,55</b>	 6-8 bar (l/dk) <b>48</b>	 <b>125</b>	 W x L x H (mm) 2495 x 841 x 1525	 a x h (mm) 90 x 90 60 x	 X x Y x Z (mm) 70 x 290 x 145 100 x 100 x 50	 L x D1 x D2 (mm) 120 x 8 x 8 80 x 5,2 x 8	 A (mm) <b>290</b>
---	--	---	--	--	---	--	---

# Manual Triple Drill Copy Routing Machine

# DE 4050



- Manual control with the guideness of tracking tip.
- Copy routing with 1:1 ratio template.

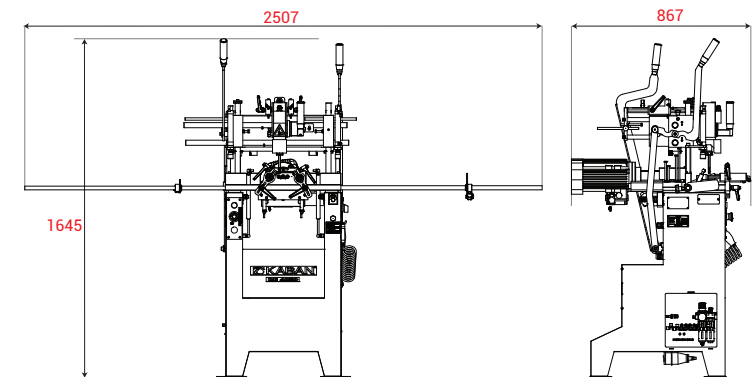
## Optional Equipments



- MR 100 Centering Device











- Practical height adjustment with support stoppers.




## General Features

- Espagnolette canal, lock, cylinder and handle holes opening and triple drilling on PVC profiles.
- Copy router motor runs with a button easily.
- Practical setting with mechanical support plates.
- Canal opening without template thanks to support plates.

### DE 4050

 400 V (50-60 Hz) (kW) <b>2,2</b>	 6-8 bar (l/dk) <b>15</b>	 kg <b>156</b>	 W x L x H (mm) 2507 x 867 x 1645	 a x h (mm) 120 x 100 — x 5	 X x Y x Z (mm) 95 x 260 x 105	 L x D1 x D2 (mm) 120 x 8 x 8	 A (mm) 260
--	--	---	--	---	---	--	--



- Manual control with the guideness of tracking tip.
- Copy routing with 1:1 ratio template.

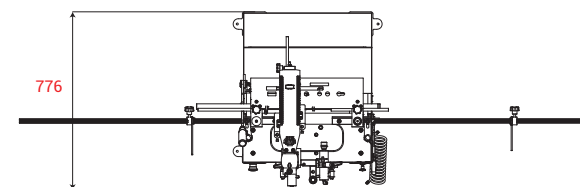
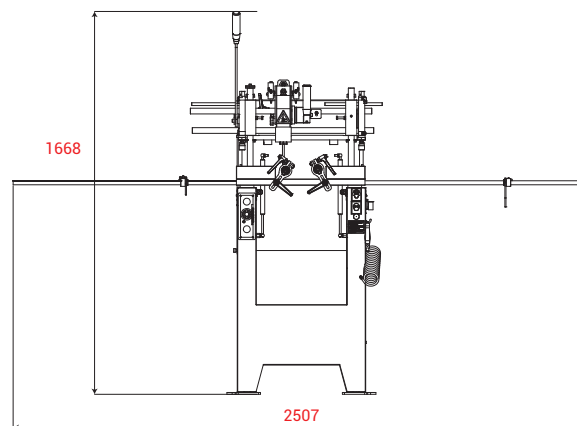
### Optional Equipments



- MR 100 Centering Device











- Practical height adjustment with rotating support stoppers.



### General Features

- Espagnolette canal, lock, cylinder and handle holes opening on PVC profiles.
- Copy router motor runs with a button easily.
- Canal opening without template thanks to support mills.

### DF 4060

 400 V (50-60 Hz) (kW) <b>0,75</b>	 6-8 bar (l/dk) <b>15</b>	 <b>115</b>	 W x L x H (mm) 2507 x 776 x 1668	 a x h (mm) 120 x 100 — x 5	 X x Y x Z (mm) 95 x 260 x 105	 L x D1 x D2 (mm) 120 x 8 x 8	 A (mm) <b>260</b>
---	--	---	--	---	---	--	---




# Triple Drill Milling and Reinforcement Steel Screwdriver


**DE 4060** / **DE 4070**



- Screwing force and point are adjustable.



- Practical height adjustment with rotating mechanical support plates.
- Hydropneumatical system to enable fine and smooth triple drilling of profiles together with reinforcement steel.



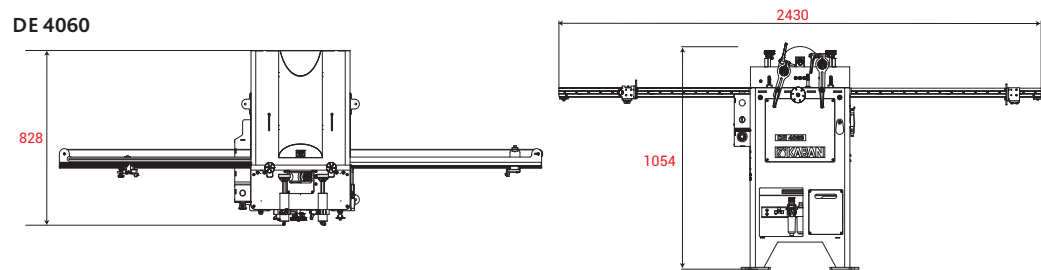
- Centering device and manual measurement system combined in one design.
- Screwing and drilling operations are made independently at the same time.

## Optional Equipments

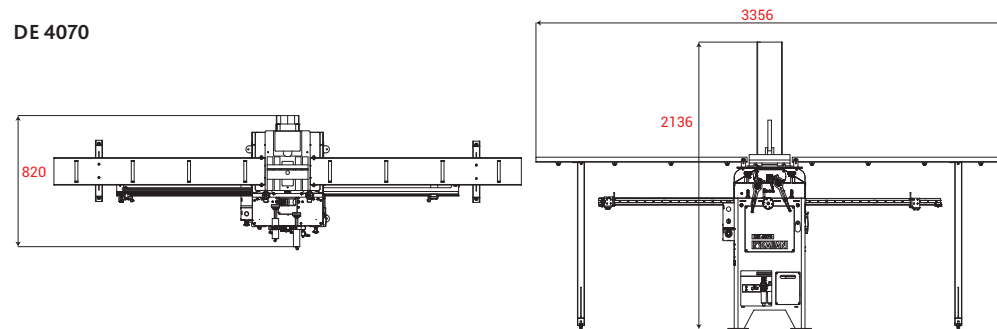


- MR 100 Multiple Support Plate Centering Unit

DE 4060



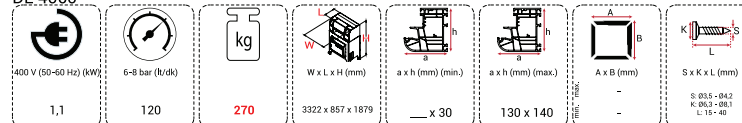
DE 4070



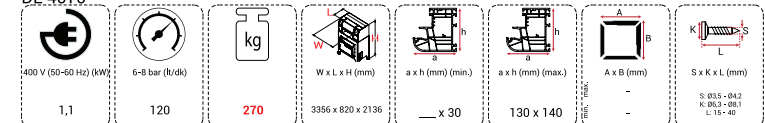
## General Features


- DE 4060 opens handle and espagnolette holes on PVC sash profiles together with reinforcement steel.
- DE 4070 screws reinforcement steel, opens handle and espagnolette holes on PVC sash profiles together with reinforcement steel.
- Adjustable drill moving speed.
- Profile detection switch prevents working without profile.
- Motors move independently through selection button.

DE 4060



DE 4070





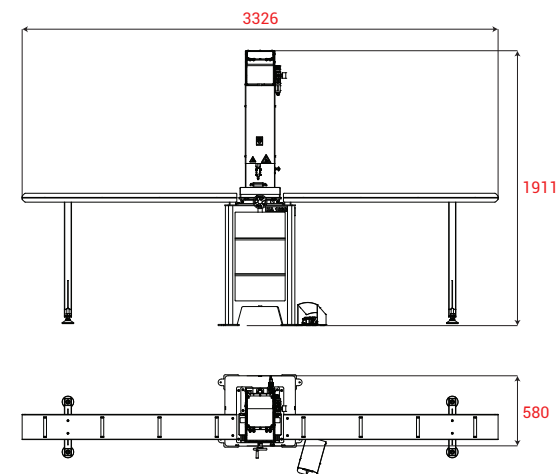
- Screwing of reinforcement steel installed profiles fast and precisely.



- Automatic screw feeding.

### General Features

- Swift and perfect screwing of profiles with reinforcement steel installed.
- Adjustable screwing place and strength.
- Standard measurement of bits tip used on machine is PH2 127mm. Other tips should not be used except this.
- Screwing up to 5mm sheet material in case of using recommended screws.
- Automatic screw feeding.
- Left and Right profile feeding stand.
- Warning and security labels in different languages.
- Working with pedal.
- Fast transition between different profiles thanks to adjustable table.



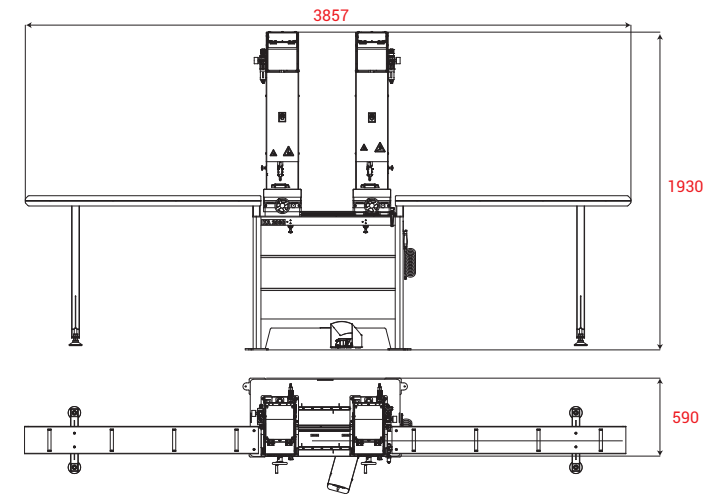
### KA 1030

400 V (50-60 Hz) (kW)	6-8 bar (t/dk)	146 kg	W x L x H (mm)	a x h (mm) (min.)	a x h (mm) (max.)	A x B (mm)	S x K x L (mm)
X	250	146	3326 x 580 x 1911	50 x —	120 x 150	-	S: 03,9 - 04,2 K: 06,5 - 07,5 L: 15 - 40











## General Features

- Swift and perfect screwing of profiles with reinforcement steel installed.
- Adjustable screwing place and strength.
- Standard measurement of bits tip used on machine is PH2 127mm. Other tips should not be used except this.
- Screwing up to 5mm sheet material in case of using recommended screws.
- Automatic screw feeding.
- Left and Right profile feeding stand.
- Warning and security labels in different languages.
- Double screwing unit.
- Working of screwing heads jointly or independently.
- Center points of screwing heads is between 250-550mm.
- Working with pedal.
- Fast transition between different profiles thanks to adjustable table.



### KA 2030

 400 V (50-60 Hz) (kW)	 6-8 bar (fr/dk)	 200	 W x L x H (mm) 3857x590x1930	 a x h (mm) (min.) -	 a x h (mm) (max.) 120 x 150	 A x B (mm) -	 S x K x L (mm) S: Ø3,9 - Ø4,2 K: Ø6,5 - Ø7,5 L: 15 - 40
X	500	200					

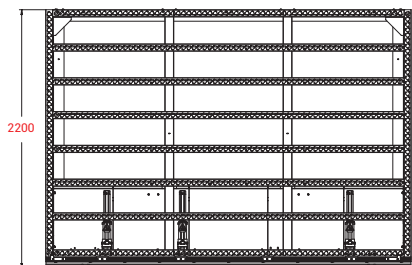
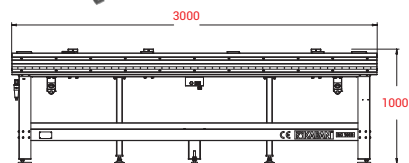

# RC 1010

## Assembly Table


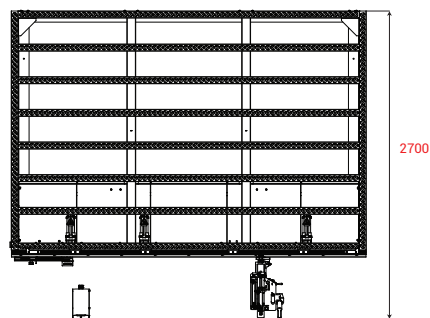
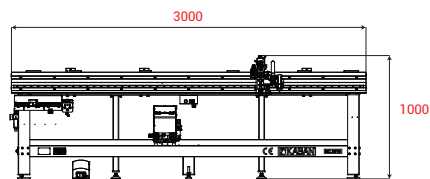

# RC 2010

## Door and Sash Assembly Table

RC 1010



RC 2010



- Thanks to desktop conveyors, minimizes the fatigue of operator even on maximum dimensioned frames.



- Punch unit to cut espagnolette and double opening stay arms at requested dimensions.

### Optional Equipments










- H 300 Punch Unit with Manual Measurement System









### General Features


- Minimizes fatigue of operator. E.g. instead of turning 100 pieces of 20 kg. frames by hand every time by the help of desktop balls, 2.000 kg is carried by table.
- Marking apparatus to position and assemble top and bottom hinges easily.
- Hardwares are stored in table to hold the operator on working area.
- RC 1010 and RC 2010 can form a line by colligating side by side or independently.

#### RC 1010

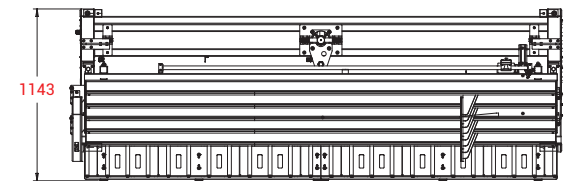
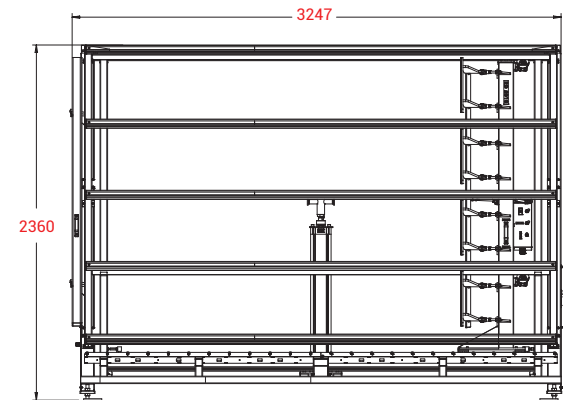
 6-8 bar (l/dk)	 258	 W x L x H (mm) 3000 x 2200 x 1000	 a x h (mm) (min.)	 a x h (mm) (max.)	 A x B (mm) (min.)	 A x B (mm) (max.)
4						

#### RC 2010

 230 V (50-60 Hz) (kW)	 6-8 bar (l/dk)	 320	 W x L x H (mm) 3000 x 2700 x 1000	 a x h (mm) (min.)	 a x h (mm) (max.)	 A x B (mm)	 S x K x L (mm)
0,01	99						S: 03.5 - 04.2 K: 06.3 - 08.1 L: 22 - 32



- Assembly ease with up down movement facility.



**General Features**

- Fast, safe and practical glass installation on doors and windows.
- Fast and secure transfer by roller system.
- Ergonomic assembly height is obtained by lifting the frame up.
- The frame is fixed with pneumatic clamping pistons.

RD 2010


400 V (50-60 Hz) (kW)	6-8 bar (lt/dk)	kg	W x L x H (mm)	a x h (mm) (min.)	a x h (mm) (max.)	A x B (mm) (min.)	A x B (mm) (max.)
-	3	430	3247 x 1143 x 2360				2450 x 3000

# EK 1040


## Sash Assembly Station



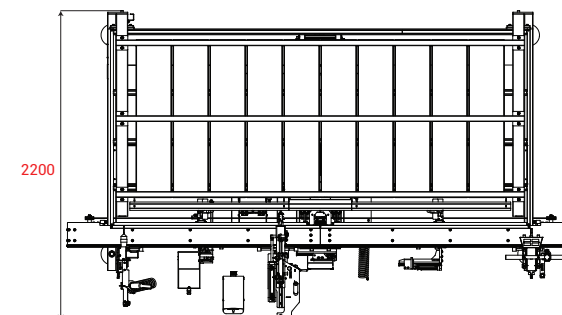
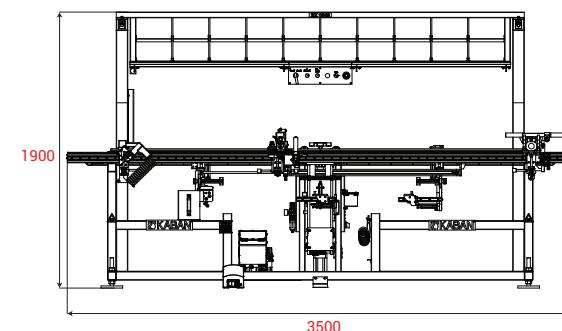
- Automatic centering system to center different profile brands and series.
- Triple drilling and espagnolette hole opening on sash frames.



- Automatic screwing and feeding units.
- Linear laser unit for easy screwing.











- Punch unit and practical measurement system.



### General Features

- Ease of PVC sash frames hardware assembly.
- Top and bottom shelves for hardware.
- Cuts double opening hardware with requested measurements and screws them on frame.
- Single opening espagnolette on door sashes can be mounted.
- Single and double opening sash hardware can be mounted.
- Triple drilling and espagnolette hole opening on sash frames.
- Drills hinge and pin holes on right and left sashes.

### EK 1040

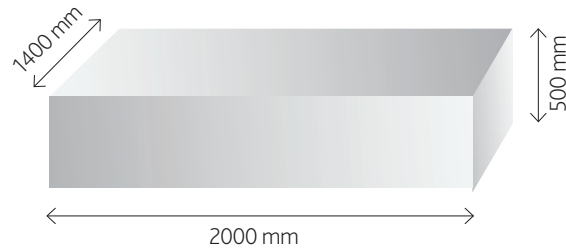
 400 V (50-60 Hz) (kW) <b>1,1</b>	 6-8 bar (l/dk) <b>140</b>	 <b>864</b>	 W x L x H (mm) <b>3500 x 2200 x 1900</b>	 a x h (mm) (min.) <b>45 x 45</b>	 a x h (mm) (max.) <b>100 x 100</b>	 A x B (mm) min. max. <b>2500 x 1700</b> <b>400 x 400</b>	 S x K x L (mm) S: 03,9 - 04,2 K: 06,5 - 07,5 L: 15 - 40
--	---	---	--	--	--	--	---

## Shelved Profile Trolley

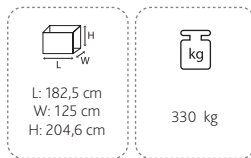

# PTR 200



- 4 pieces of profile which form a frame are collected in a section.
- Has 64 sections.



- It is disassembled in order not to occupy place while shipping.




### General Features

- It is designed to stock and carry easily the cut profile.

## Profile Breaking Test Apparatus

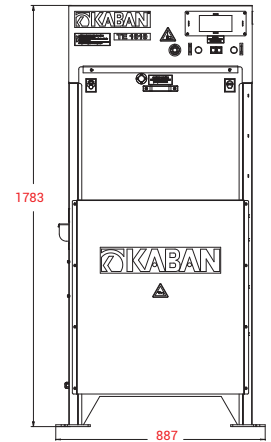
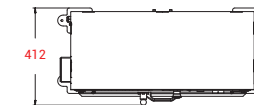
# TE 1010



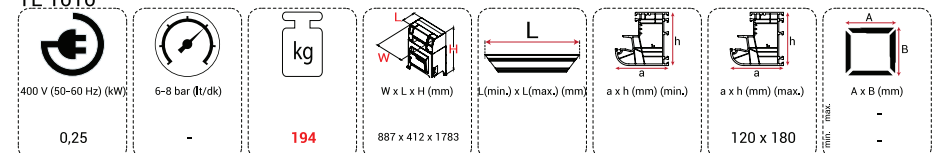
- The power while the profile is broken, can be followed from screen.
- Max. 20.000N press power capacity.
- 50 mm/min press power at stable speed.
- Calibrated in Newton type.

- Precise adjustment with hydraulic system.

- Endurance test of welding.



### TE 1010





AA 1020

Single Head Mitre Saw for PVC



LC 2010

Water Slot Machine



DE 4050

Manual Triple Drill Copy Routing Machine

ENTRY

**SINGLE LINE**  
80-90 Frames/8 Hours



OA 1010

Modular End Milling and Corner Cleaning Machine



PB 2010

Adjustable Angle End Milling Machine



HD 2012

Automatic PVC Glazing Bead Saw (Universal)



CA 3020

Modular Corner Cleaning Machine



BA 2030

Single Head Welding Machine





AB 1030

Manual Double Head Mitre Saw for PVC & Aluminium



AC 1040

Full Automatic Double Head Mitre Saw For PVC & Aluminium



LC 2010

Water Slot Machine



DE 4050

Manual Triple Drill Copy Routing Machine

ENTRY

**DOUBLE LINE**  
160-180 Frames/8 Hours



EK 1040

Sash Assembly Station



PB 2010

Adjustable Angle End Milling Machine



HD 2014

Automatic PVC Glazing Bead Saw (Universal) with Digital Measurement System



HD 2012

Automatic PVC Glazing Bead Saw (Universal)



CD 3051

2 Axis CNC Corner Cleaning Machine



CA 3020

Modular Corner Cleaning Machine



MA 2010

Double Head Adjustable Angle Welding Machine



KA 1030

Reinforcement Steel Screwdriver



HA 1010

Single Head Saw-Pneumtical Clamp

ENTRY

**ECONOMIC LINE**  
45-50 Frames/8 Hours



DE 4090

Copy Router and Water Slot Machine with Three Drills



MH 1010

Single Head Welding Machine



CH 3040

PVC Corner Cleaning and Angled End Milling Machine



SB 3011

PVC Profile Processing and Cutting Center



PTR 200

Shelved Profile Trolley



PA 2010

Multiple End Milling Machine


ENTRY

**AUTOMATIC LINE**  
350-500 Frames/8 Hours



EK 1040

Sash Assembly Station



TD 3020

Welding and Corner Cleaning Center




RD 2010

Window - Door Glazing Unit  
(Semi Automatic)



HD 2014

Automatic PVC Glazing Bead Saw (Universal)  
with Digital Measurement System



RC 1010

Assembly  
Table



RC 2010

Door and Sash  
Assembly Table



CD 3051

2 Axes CNC Corner  
Cleaning Machine



MA 2010

Double Head Adjustable Angle  
Welding Machine



FA 1030

Profile Processing, Cutting and Reinforcement Steel Screwing Center



PTR 200

Shelved Profile Trolley



PA 2010

Multiple End Milling Machine

x4

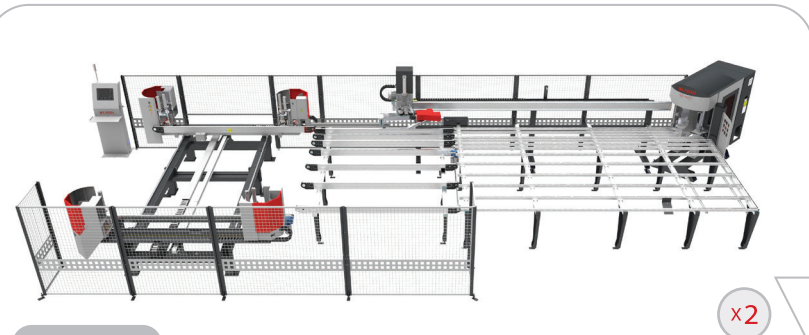
ENTRY

**AUTOMATIC LINE**  
550-600 Frames/8 Hours



EK 1040

Sash Assembly Station



TD 3020

Welding and Corner Cleaning Center

x2



RD 2010


Window - Door Glazing Unit (Semi Automatic)



HD 2014

Automatic PVC Glazing Bead Saw (Universal) with Digital Measurement System


x1 / x2



RC 1010

Assembly Table

x6



RC 2010

Door and Sash Assembly Table

x2



BA 2030

Single Head Welding Machine



x3

FA 1030

Profile Processing, Cutting and Reinforcement Steel Screwing Center

FA 1010

Profile Processing and Cutting Center



x8

PTR 200

Shelved Profile Trolley



x2

PA 2010

Multiple End Milling Machine


## ENTRY



EK 1040

Sash Assembly Station

**AUTOMATIC LINE**  
1300-1400 Frames/8 Hours



FA 1050

4x4 Welding and CNC Cleaning Center



x2

RD 2010

Window - Door Glazing Unit (Semi Automatic)




x3

x4

HD 2014

Automatic PVC Glazing Bead Saw (Universal) with Digital Measurement System



x10

RC 1010

Assembly Table



x4

RC 2010

Door and Sash Assembly Table



Components from respected brands are used in Kaban Machine product portfolio.

Kaban Machine reserves the right to change, alter or modify the products at any time in this catalog.





Hadımköy Atatürk Sanayi Bölgesi, Ömerli Mahallesi 75. Yıl Caddesi  
Uzunçayır Sokak No: 12 34555 Arnavutköy İstanbul - Turkey  
t: +90 212 866 25 00 (pbx) f: +90 212 771 16 83

**kaban.com.tr**